

Lead Like Lions

EYFS - KS2 resource pack



 **Cheltenham
Gloucester**
HOSPITALS CHARITY



spirax
sarco

Contents

01 hello there

Welcome Cubs & Lions	04
The Big Space Cancer Appeal	06
What is STEM?	07
Project timeline	08

02 learning activities

Activity What do Lions need to survive?	11
Game Forming the pride (KS2)	12
Activity The Lion calls	14
Activity Roar like a Lion (KS1 & KS2)	15
Challenge Why do Lions roar? (KS1 & KS2)	16
Challenge Pride puzzle (KS1 & KS2)	17
Activity Design a Lion habitat (EYFS - KS2)	18
Activity Why do Lions face challenges?	20
Activity Counting Lions (EYFS - KS2)	21
Game Obstacle savannah (EYFS - KS2)	22
Activity How Lions move	24

Activity Talking with their tales	25
Activity Cardboard Lions (Upper KS1 and KS2)	26
Activity Explore a Lions paw (EYFS & KS1)	28

03 story based learning

Activity The Lion pride's big adventure (KS2)	31
Activity Questions to think about	38
Activity Drawing time (KS1 & KS2)	39
Activity Create an adventure (KS1 & KS2)	40
Fun facts	41
Activity Lion pride chant (EYFS - KS2)	42
Roar-some jokes	44
Activity tongue twisters (KS2)	46
Glossary	48

04 thinking & sharing

Activity Teamwork tales (KS1 & KS2)	51
Activity Confidence corner (KS1 & KS2)	52
Activity Courage corner (EYFS - KS2)	54
Activity Pride poster (KS1 & KS2)	54



This activity pack contains multiple activity sheets, certificates and additional activities. Scan the QR code for full resources.

Welcome Cubs & Lions

I'm very pleased to present your Learning Resource Pack which we hope will encourage you to leap into the creative opportunities offered by Lions at Large - The Pride of Gloucestershire Trail, the county's first Wild in Art Sculpture Trail.

Lions at Large enables everyone in the community to help fundraise for The Big Space Cancer Appeal; helping to create a new cancer care centre that will offer local patients the very best environment for treatment, healing and recovery.

We are honoured to have partnered with Spirax Sarco for our Learning Programme. They have come up with the concept 'Lead like Lions' for this resource pack; focusing on teamwork, leadership and confidence building in young people.

We are so excited that your school/ community group are on this journey with us and we can't wait to share the trail with you,

your friends and family - we hope that many wonderful memories will be made in doing so.

We are so excited to see your designs come to life when you return the cubs to us at the start of June and see them on the trail from July to September.

Thank you once again for getting involved.

Best Wishes,

Carrie Smith

Lions at Large Project Manager
Cheltenham and Gloucester Hospitals Charity



ROAAAAARRRR

What's the Programme About?

Our goal is to help you learn important skills like:



Adaptability

Learning how to handle changes and challenges.



Teamwork

Working together to achieve something amazing—just like a lion pride.



Confidence

Believing in yourself and being brave when trying new things.



Curiosity and Creativity

Discovering awesome things about science, technology, engineering, and maths (STEM) and how they make the world work better for us.



Why a Lion?

Lions represent the courage of all those who face cancer, not only as a patient but also as a loved one.


Lions work as a pride (family) to survive. They tenderly care for each other's young, the elders work together to find food. The Lions in Cheltenham and Gloucester will be 'The Pride of Gloucestershire', as will the new cancer care facilities funded by The Big Space Cancer Appeal. Once the Lions have left, their part in funding a centre of excellence for cancer in Gloucestershire will remain as a lasting legacy.

The Big Space Cancer Appeal

Cheltenham and Gloucester Hospitals Charity are incredibly proud to launch The Big Space Cancer Appeal; raising funds for a new cancer care centre that will offer local patients the very best environment for treatment, healing and recovery.

The first phase of the project is to build a new space at Cheltenham General Hospital to improve the environment inside and out for patients and staff. There will be modern consulting rooms complete with new digital technology, space for innovation and research trials as well as a new therapeutic garden. Existing facilities in the current Oncology Centre will also be upgraded as part of the second phase of the project. The clinical team have been heavily involved in the design of a comfortable, welcoming building that will transform the care

experience. Almost £8.5m has already been raised towards the project thanks to donations from individuals and businesses as well as NHS funding. Now, we are asking the Gloucestershire community to come together to help raise the remaining £9m needed to fund both the new build and transformation of existing facilities. Our new cancer care centre will be bigger, better and brighter. This brand-new, cutting-edge care facility will be a warm, welcoming space that will help the treatment and healing of all who come here.



What is STEM?

STEM stands for Science, Technology, Engineering and Maths. These are exciting subjects that help us understand the world and make amazing inventions. In this programme, you'll get to do fun, hands-on activities that explore STEM and show how it connects to real life.



What You'll do

Work together

With your friends on fun projects.

Build confidence

To try new and exciting things.

Solve puzzles

To improve problem solving skills.

Discover

How you can help make a difference in the world.

ROAAAARRRR

Timeline

Friday 28th March - Monday 2nd June

All Lion Cubs are decorated, in line with your design submission in preparation for being placed onto the trail.

02



Friday 6th June

Sculptures to be returned by this date to Unit 67, Gloucester Quays. By appointment only.

04

Friday 11th July - Sunday 14th Sept

Lions at Large Trail is Live across the centre of Cheltenham and Gloucester. Your cub will be placed on the trail in an inside location.

07



Friday 3rd - Sunday 5th Oct

Lions at Large Farewell event where all sculptures are brought together for the last time. This is a chance to see all the sculptures all in one place!

Ticketed Event

09

From Wednesday 8th Oct

Schools and Groups can collect their lions from Gloucester Quays - prior appointment only.

Your Lion comes back to you as a lasting legacy of your involvement in Lions at Large - The Pride of Gloucestershire Trail.

10

03

Tuesday 3rd June

Please send photographs of your finished Lion and call Carrie to book dropping your lion off. ghn-tr.lionsatlarge@nhs.net

05

Monday 23rd June

All monies to be paid to Cheltenham and Gloucester Hospitals Charity.

06

Wednesday 2nd July

Learning Programme VIP Event. You can bring two adults and five students to this event. Invite and RSVP to follow.

08

Friday 3rd Oct

Lions Farewell - Exclusive Schools Event. Please see separate flyer and information for booking.

Ticketed Event

The Large Lions will go to auction on Thursday 9th October to raise funds for The Big Space Cancer Appeal.

Friday 28th March

Learning Programme Inspiration Session at University of Gloucestershire's Oxstalls Campus (10 - 11.30am). We will provide you with all the necessary tools to maximise your involvement in the Cub Club. Finish off the morning by collecting your Cub.

01



ROAR

02



Let's get started

We can't wait for you to join us on this roaring adventure! Together, we'll have loads of fun, learn new skills, and discover what it means to Lead Like Lions. Get ready to explore, create, and grow—you're going to do amazing things!

Warmest wishes,
Spirion the Lion

What do lions need to survive?

Lions live in the savannah where it's hot and sunny. Which of these do lions living in the savannah need?



Water

Ice Cream

Shade

Scooter

Shoes

Space to Roam

Food

Shelter

Books

Other Animals

TV

Rest

Answers can be found on our web page

Forming the pride

In this fun game, you will pretend to be lions in a pride! Each of you will have an important job as you work together to catch the prey. This game will show how teamwork makes the pride strong.

What you need

- + Ribbons or rope to be tall grass
- + Small cones, hoops, or other objects for obstacles

GAME

ACTIVITY TIME

40 Mins

MINIMUM PLAYERS

6+

How to play

1. 2 or more players are chosen as drivers, 2 or more as ambushers, 1 or 2 as cubs and 1 player pretends to be prey. In larger groups have 2 or 3 players as prey.
2. Create your savannah using ribbon and rope to create areas for drivers to hide in.
3. Use cones, hoops and other objects to create obstacles for ambushers to hide behind.
4. The aim of the game is for the prey to run from one end of the savannah to the other without getting caught. Drivers and ambushers work together as a team to catch their prey.



"Every lion in the pride is important. If one role doesn't do its job, the hunt won't work. That's why we're going to practice working as a team and taking it in turns to be drivers, ambushers, cubs or prey"

Drivers

Chase something and guide it towards the ambushers.

Ambushers

Hide behind an object or crouch low ready to pounce.

Cubs

Stand still and watch the group hunt.

Prey

Running and zigzagging to escape the ambushers.

Lions live on the savannah, a big, open grassland with very few trees.

Each lion in the pride has a job during the hunt, and they can catch animals much bigger than themselves when they work as a team!



The tall grass helps lions hide when they are hunting, making it easier for them to sneak up on their prey.

Which role do you think is the most exciting? Why?

KS1 KS2

The Lion Calls

Loud roar

A deep, rumbling roar that travels up to 5 miles. Used as a warning.

COMPARISON:

Like the sound of a big thunderstorm or a very loud drum!

PURPOSE:

This roar tells other animals to stay away or warns of danger.

Friendly roar

A quieter, low-pitched roar that is less intense.

COMPARISON:

Like a parent calling softly to a child from another room or a low hum.

PURPOSE:

This roar is used to call a nearby pride.

Cubs mini roars

Small growls and squeaky roars from young lions learning to talk.

COMPARISON:

Like a puppy barking or a baby giggling loudly.

PURPOSE:

Cubs practice roaring to copy adults and explore their voices.

Pride roar

Multiple lions roaring together to show strength.

COMPARISON:

Like a sports team cheering together loudly or a group singing a loud song.

PURPOSE:

This roar helps the pride stay connected and mark their territory.

Content purring or chuffing

A soft sound lions make when they are relaxed.

COMPARISON:

Like a cat purring or the sound of someone humming a tune.

PURPOSE:

Used to say hello to other lions.



Roar like a lion

Cubs practice their roars by growling and squeaking when they are young, learning from the adults in their pride.

In this activity you will practice the different type of lion roars. Let's see how loud your lion roar can be! We'll measure it using a special sound meter and find out who can roar the loudest!

What you need

- + A designated roaring zone where you can practice your roars
- + A smartphone or tablet with a free decibel meter app installed (or a sound level meter), if available

ACTIVITY TIME
30 Mins

A lion's roar is so loud it can reach up to 114 decibels—almost as loud as a rock concert!

ACTIVITY

ROAAAARRRR


Why do lions roar?

Solve the secret codes using the decoder key and find out the reasons why lions roar.


A	B	C	D	E	F
G	H	I	J	K	L
M	N	O	P	Q	R
S	T	U	V	W	X
Y	Z				

CHALLENGE

This roar warns other animals or rival lions to keep their distance




Lions use this roar to protect their territory and let others know the pride lives here



Lions roar to warn the pride of a threat or intruder



A roar to find pride members who may be far away



What did you learn about why lions roar?

Pride puzzle challenge

ACTIVITY TIME
30 Mins

PLAYERS
4+

You will work together as a team to solve a puzzle in 30 minutes! Just like a lion pride, everyone will have an important job to help the group succeed. Have fun working together and being part of the pride!

What you need

- + Jigsaw puzzle
- + Timer

Caretakers

Organises the pieces and keeps track of what's been done.

Hunters

Search for the right pieces.

Cubs

Cheer for the team and share observation.

Protectors

Help solve problems and encourage everyone.

Lion pride roles

Fill in the correct lion pride job role for each description to learn how each lion helps the group.

These lions go out to find food. They are strong and fast, working together to catch prey. These lions are _____.

These lions guard the pride and keep everyone safe from danger. They are brave and watchful. These lions are _____.

These lions look after the cubs, teaching them how to behave and keeping them safe. These lions are _____.

The youngest members of the pride, they stay close to learn and play while being protected by older lions. These lions are _____.

What did you learn about how lions work together?

ACTIVITY

Answers can be found on our web page

EY KS1 KS2

Design a lion habitat

ACTIVITY TIME
50 Mins

You will learn about where lions live and what they need to survive by creating a habitat for them. This activity will help you understand how lions live in the wild and why their home is so important.

What you need

- + Coloured paper, craft paper, or card stock
- + Markers, crayons, or coloured pencils
- + Cotton balls (for clouds), tissue paper (for grass or water), and craft lolly sticks (for trees)
- + Small toy animals or paper cutouts (like lions, zebras, and giraffes)
- + A big piece of cardboard, shoebox or thick paper to build your habitat on/in



Lions share their home with many other animals like zebras, antelopes, and giraffes.

Plan your habitat

What will your lion's home look like? Where will the water go? Where can your lion rest?

Why do Lions need a healthy savannah to live in?

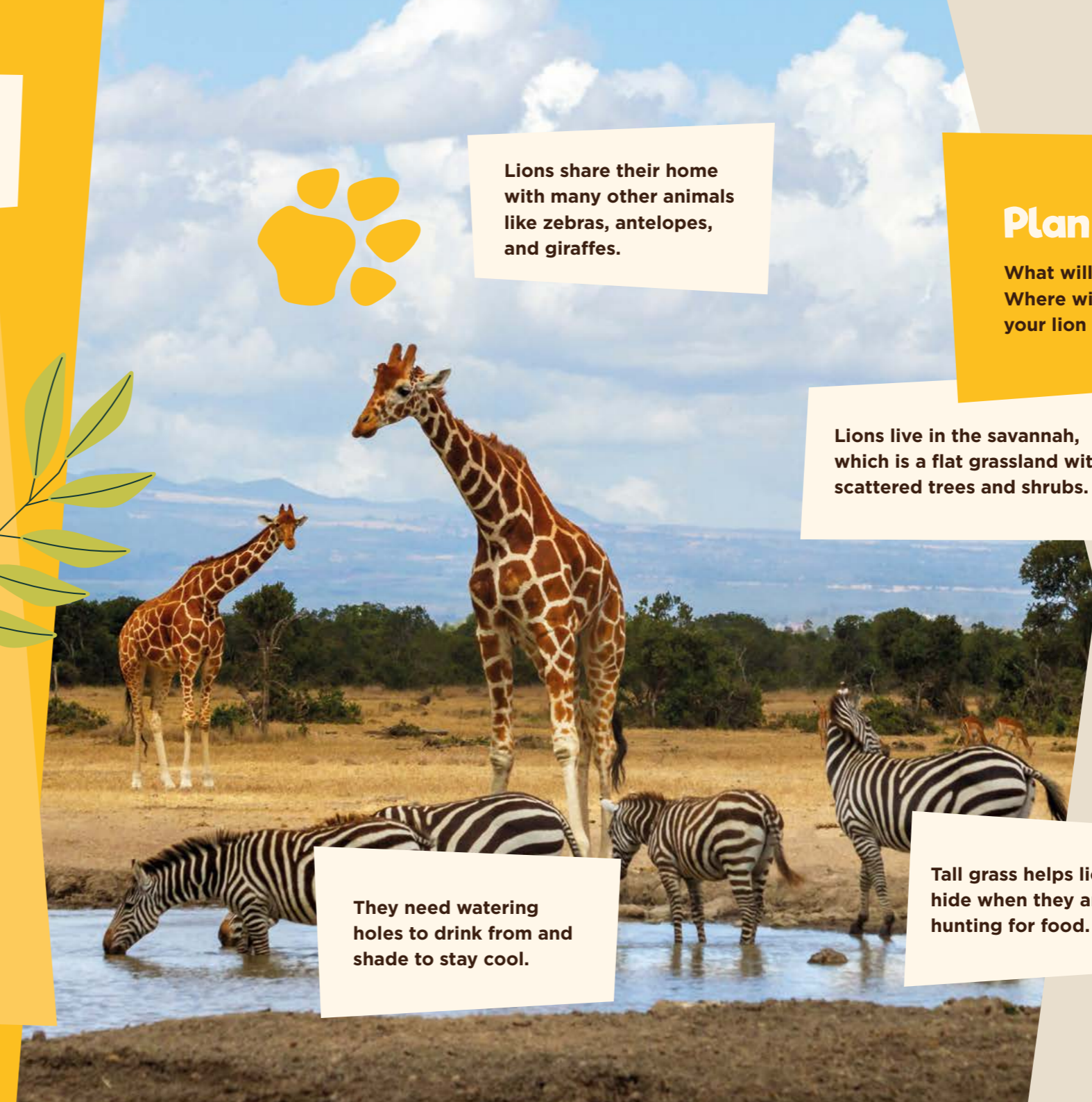
Lions live in the savannah, which is a flat grassland with scattered trees and shrubs.



What did you enjoy most about designing your habitat?

They need watering holes to drink from and shade to stay cool.

Tall grass helps lions hide when they are hunting for food.



ACTIVITY



What challenges do lions face?

Lions live in the savannah, and it's not always easy to survive there! They have to deal with many challenges, just like we do when things don't go as planned. Here are some examples:



New dangers

Sometimes, lions have to protect their pride from other animals, like hyenas, or even other lions trying to take over their territory. They have to stay alert and ready to defend their home.



Moving prey

Lions eat animals like zebras or antelopes. But these animals don't stay in one place—they move around to find fresh grass and water. Lions have to follow them or change how they hunt.



Weather

The savannah can be very hot, but sometimes it rains a lot. Lions need to find shade to stay cool during the heat or places to stay dry during big storms. They have to adapt to what's happening around them.



Lions are really good at working together as a team, which helps them handle these challenges and stay strong!

Counting lions



Food challenge

A pride of lions catches **3 ZEBRAS** in the morning and **2 ZEBRAS** in the evening. How many zebras did they catch in total?



Weather challenge

In the savannah, it rains for **2 DAYS**, then it's sunny for **3 DAYS**, and the pattern repeats. If today is the **FIRST DAY** of rain, what will the weather be on the **6TH DAY**?



Protecting the pride

There are **10 LIONS** in the pride. If **3 LIONS** go to watch for danger, how many are left to rest?



Water challenge

There are **4 WATERING HOLES**. Each watering hole has enough water for **3 LIONS**. How many lions can drink water in total?

CHALLENGE

Answers can be found on our web page

GAME

ACTIVITY TIME
30 Mins

Obstacle savannah

Let's pretend to be lions living in the savannah! You'll go through an obstacle course that changes as you play. This will help you learn how lions adapt to challenges in the wild.



How to play

SET UP OBSTACLES

- 1. Make a starting line and place a prey zone at the end.**
- 2. Add fun sections to your course.**
 - **Tall Grass:** Use streamers or ropes to weave through, like a lion would in tall grass
 - **Water Holes:** Lay hula hoops for hopping across
 - **Rocks:** Place cones or chairs to crawl under or climb around

SHOW THE COURSE

Walk through the course and explain how to move through each obstacle, like hopping, crawling, or weaving.

RUN THE COURSE

Take turns roaring like lions and going through the obstacle course. Cheer each other on and see who can reach the prey at the end!

CHANGE THE COURSE

- After each round, change the course to make it harder or different:**
- Add fallen trees (chairs to move around)
 - Move obstacles around for a new path
 - Explain that lions face challenges like moving prey, new dangers, or sudden weather changes

What you need

- + A space to set up the obstacle course (indoors or outdoors)
- + Fun items for obstacles; Hula hoops, cones or chairs, ribbons or ropes, and a soft toy or beanbag to act as your prey
- + A timer or stopwatch

Why do lions need to adapt?

Lions are really clever and can change what they do to survive. Here's how:

Hunting

Lions use tall grass to hide and sneak up on prey or run fast in open spaces.

Resting


Lions relax in the shade during the hot day to save their energy.

Teamwork

Lions help each other in their pride to solve problems, like catching big animals or protecting cubs.



Remember!
The course will change, so you'll need to think like lions to figure out the best way!



How lions move



Walking

Lions walk on all four legs, using their strong, padded paws to move quietly through the grass. This helps them sneak up on their prey without being heard.



Jumping

Lions are excellent jumpers. They can leap around 6ft in the air, meaning they could jump over most humans.



Running

Lions can run very fast when they need to catch prey, reaching speeds of up to 50 miles per hour! However, they can only run fast for short distances because it uses a lot of energy.



Crouching

When lions hunt, they crouch low to the ground to hide in the tall grass. This makes it harder for their prey to see them.



Using their tails

Lions use their long tails for balance, especially when they're running or turning quickly. Their tails also help them communicate with other lions.



Stretching and resting

Lions spend a lot of time stretching and resting. They can sleep up to 20 hours a day to save energy for hunting and other activities.



Talking with their tails

Lions live in prides and need to work together, especially when hunting or protecting their group. Tail movements are like secret signals that help lions silently share their feelings or intentions without making noise. This is especially useful during a hunt when staying quiet is essential.

Tail flick

When a lion flicks its tail back and forth, it might be feeling annoyed or impatient. This could happen if another lion is bothering it or when it's waiting for the right moment to hunt.

Tail held high

When a lion's tail is up in the air, it can mean it's being friendly. It might be saying hello to another lion or feeling confident and happy.

Tail held Low

A lion's tail pointing down might mean it's feeling careful or nervous, especially around stronger lions in the pride.

Slowly swinging tail

A slowly moving tail shows the lion is calm and relaxed. You might see this when it's lying down or resting with its pride.

Fast moving tail

A tail moving quickly might mean the lion is upset or ready to act, like when it's protecting its pride or spotting danger.

"Lions are known as ambush hunters because they sneak up close to their prey before they pounce!"



Cardboard lions

ACTIVITY

You will make your own cardboard lion with parts that can move. This fun activity will help you learn how lions move and how simple tools like hinges and fasteners work.

Can you make your lion walk across the savannah? Move its legs one at a time like it's on the hunt.

What does your lion look like when it's sneaking through the tall grass?



Your lion is tired. Can you fold its legs to make it lie down under a tree?

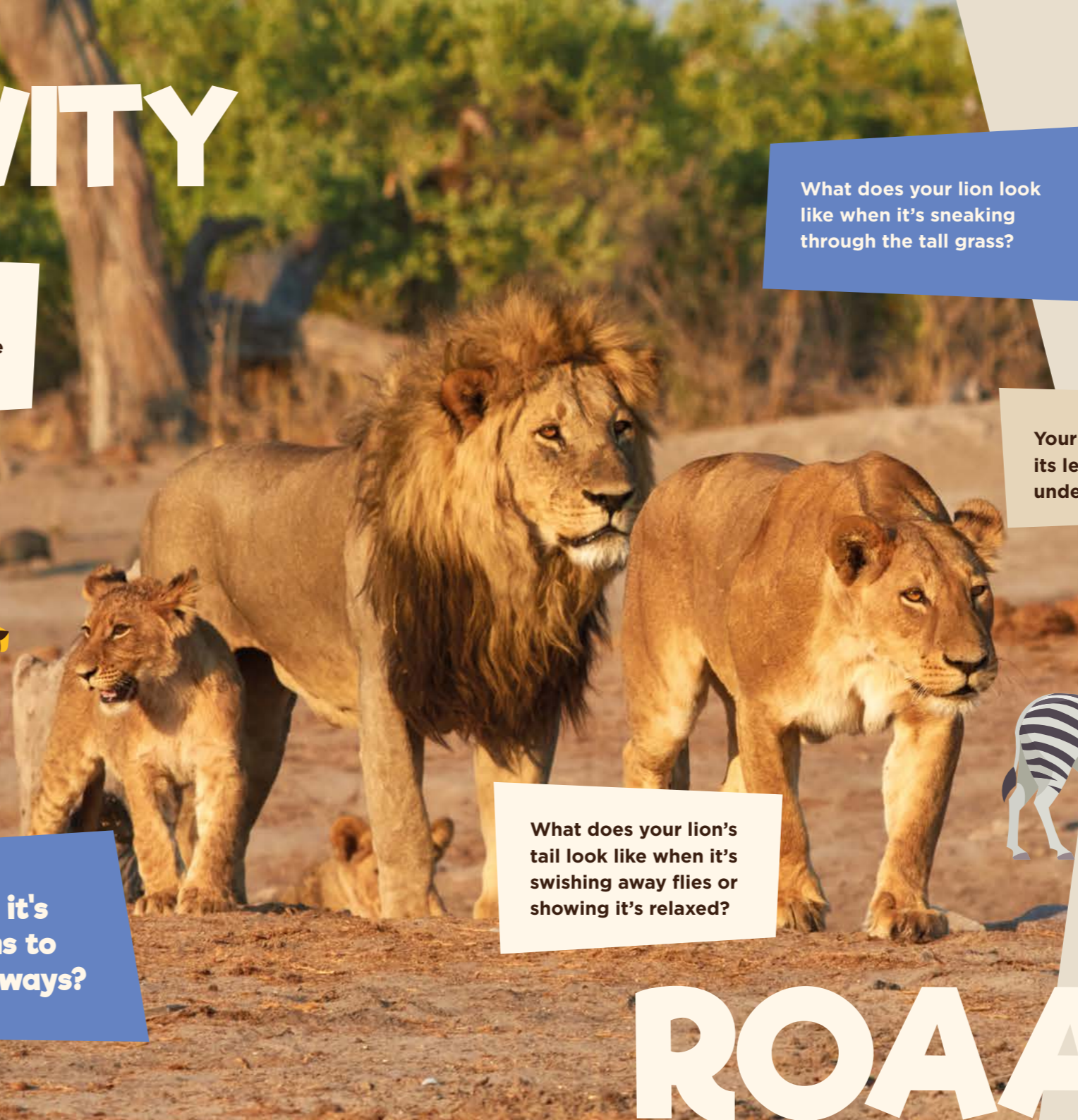
How would your lion look when it's stretching after a long nap?



What you need

- + Printer
- + Lion template. Download your lion template [here](#)
- + Scissors (use safety scissors)
- + Brass fasteners (split pins)
- + Markers, crayons, or coloured pencils
- + Glue or tape

ACTIVITY TIME
40 Mins



What does your lion's tail look like when it's swishing away flies or showing it's relaxed?



Pretend your lion is chasing prey. How would its legs move when it's running really fast?

Move your lion's head like it's roaring loudly to warn other animals or call its pride.

Why do you think it's important for lions to move in different ways?

ROAAARRRR

Explore a lion's paw!

Let's learn about how big a lion's paw is and how lions use their paws to survive in the wild. We'll compare a lion's paw to our hands and make some fun paw prints!

What you need

- + Paper and pencils for tracing and drawing
- + Rulers to measure
- + Optional: play dough or modelling clay to make paw imprints

What to do

1. Use a pencil to trace your hand on a piece of paper. Place the lion paw picture next to your hand tracing. Which is bigger?
2. Use a ruler to measure the width and length of both.

ACTIVITY



The average size of the front paw is 13-15 cm long and 11-13 cm wide



How are your hands similar & different to a lions paw

Similarities

Both have pads

Just like lions have soft pads on their paws, we have soft skin on our palms.

Both can grab or hold

Lions use their claws to grab prey, and we use our fingers to grab things.

Both help us move

Lions use their paws to walk and run, just like we use our hands to crawl or climb.

Differences

Claws vs. nails

Lions have sharp claws that come out when they need them. We have flat nails that don't scratch like theirs.

Size

A lion's paw is MUCH bigger than our hands—about as wide as a dinner plate!

Number of toes

Lions have 4 toes and a dewclaw on each front paw, while we have 4 fingers & 1 thumb on each hand.

Walking style

Lions walk on their toes, like they're tiptoeing all the time. We primarily use a heel-to-toe motion.

Paw pads

Lions have rough paw pads to grip the ground when they run. Our hands are smoother and not for running.



Story based Learning

Lions are amazing animals that work together to stay safe, find food and take care of each other. Just like a team, each lion has an important job to do!

In *The Lion Pride's Big Adventure*, you'll see how the lions use teamwork, bravery and quick thinking to solve a big problem. As you read, thinking about how the lions help each other and why working together makes them stronger.

KS2

The Lion Pride's Big Adventure

The Challenge Begins

In the wide, golden savannah, the Lion Pride was planning a big hunt. Mamma Lion stood tall and said,

"Today, we will all work together as a team to catch food for the pride. Each one of us has a very important role."

The young cubs looked up with wide eyes. "What can we do, Mamma?" asked Leo, the smallest cub.

Mamma Lion smiled. "You will learn and help us by watching and cheering us on".

Teamwork in Action

Hunter lions stalked quietly through the tall grass, staying low. **Protector lions** watched for dangers, keeping everyone safe. **Cubs** practiced their roars and learned by watching the adults.

"Remember," said Mamma Lion, "when we work together, we are stronger and smarter!"

As the pride crept closer to the herd of zebras, a loud crack of thunder rolled across the sky. The zebras scattered! The lions stopped in their tracks.

An Unexpected Twist

"What now?" asked Zuri. Mamma Lion stayed calm. "*We must adapt. Let's follow the zebras and find a new plan.*"

The pride moved quickly, their paws silent on the wet ground.

A new plan

The zebras had stopped by a waterhole. Mamma Lion said, *“Hunters, you will circle around quietly. Protectors, stay alert for crocodiles. Cubs, stay close and learn from us.”*

Leo, the smallest cub, whispered to his sister, *“I’m scared. What if I can’t help?”* His sister whispered back, *“Just do your best, Leo. You are part of the pride, and every little roar matters!”*

Courage and Confidence

“We’ll wait for the zebras to drink. Then we’ll act together,” she said with confidence.

The hunters moved into position. Zuri, who had never led a hunt before, stepped forward bravely.

The Big Success

When the hunt was over, Mamma Lion said, *"I'm so proud of all of you. We worked as a team, adapted to the storm, and stayed brave."*

The pride worked together to catch food for everyone. Even Leo gave his loudest roar to cheer them on!

Leo stood tall. *"I was part of the pride! My roar helped too!"*

The pride roared together, their voices strong across the savannah.

Questions to think about



Teamwork

What job did each lion in the pride have? Why is teamwork important?



Confidence

What gave Zuri the confidence to lead the hunt?



Learning

What do you think Leo learned from being part of the pride?



Courage

How did Leo show courage during the big hunt?



Adaptability

How did the lions change their plan when the zebras ran away?



KS1 KS2

Drawing time

ACTIVITY TIME
20 Mins

Choose a character from the story (Leo, Zuri, or Mamma Lion) and write a few sentences about them. We would love to see your drawings, you can email them to Carrie at gghn-tr.lionsatlarge@nhs.net

What you need

- + Paper
- + Crayons or colouring pens and pencils

Think about
Their job in the pride.

Think about
How they demonstrated bravery and teamwork.

Draw a picture of your character.



ACTIVITY

KS1 KS2

Create an adventure

Let's imagine what the lion pride will do on their next big adventure! Write a story about it. We would love to read your stories, you can email them to Carrie at ghn-tr.lionsatlarge@nhs.net.

ACTIVITY TIME
30 Mins

What new place could the pride visit?

What animals might they meet?

Remember!
Lions always work as a team

What to do

Think about a new challenge

What could happen to the lions next? Maybe they have to cross a big river, find water in a drought, or protect the cubs from danger!

How does the pride solve the problem?

How will the hunters, protectors, and cubs help? Does someone show courage or come up with a clever idea?

Start with, **One day on the savannah...**

What you need

- + Lined paper
- + Pens



ACTIVITY

Fun facts

A male lion's roar can be heard from up to 5 miles away.

Usually, female lions hunt while male lions protect their pride.

Lions live for 10-14 years.

Lions spend most of their time resting and can sleep for approximately 20 hours a day.

Lions can leap around 6ft in the air, meaning they could jump over most humans.

Lions are the second largest big cat after tigers.



Lion pride chant

ACTIVITY TIME
30 Mins

Let's work together as a class to make a fun chant or song about being strong and brave lions! This chant will show how lions in a pride work as a team. We would love to see videos of your chants, you can email them to Carrie at ghn-tr.lionsatlarge@nhs.net



What you need

- + A board or large paper to write down ideas
- + Your hands for clapping and stomping
- + Optional: Drums, shakers, or tambourines to add sound

Use simple, short sentences that fit the rhythm like this example

**We are the pride,
brave and strong,
Working together all
day long! We roar,
we hunt, we run, we
play. Our pride grows
stronger every day!**

Here's a list of words to help you create your own lion chants.

Lions

Lion
Pride
Cub
Hunter
Protector
Roar
Claws
Paws
Tail
Mane

Teamwork

Together
Team
Strong
Brave
Help
Work
Share
Friend
Family
Support

The savannah

Grass
Trees
River
Sun
Wind
Shade
Water
Prey
Herd
Path

Action words

Run
Jump
Pounce
Hunt
Stalk
Play
Rest
Watch
Protect
Leap

Descriptive words

Fast
Quiet
Loud
Fierce
Bold
Smart
Big
Quick
Happy
Strong



ACTIVITY

Roar-some jokes

Get ready to giggle and groan with these lion-themed jokes.

Why did the Lion roar with laughter?

Because these jokes are purr-fectly funny!

Knock, knock!

Who's there?

Lion.

Lion who?

Lion around, waiting for you to open the door!

Why did the lion stop eating clowns?

Because they **tasted funny!**

What do lions say before dinner?

Let us **prey!**

How do lions greet each other?

They say, "**Pleased to eat you!**"

What do you call a lion that loves to dance?

A lion **boogie!**

Why don't lions like fast food?

Because they **can't catch it!**

What's a lion's favourite game?

Truth or **roar**



Fun tongue twisters

See how quickly you can say these fun phrases without getting your tongue in a twist.

Larry the lion loves lovely lollipops

Lying lions lounge lazily in the long grass

Ten tall lions tiptoed through the tiny tall trees

Little lion cubs leap and laugh in lush long grass

Big bold lions roar by the bright blue river

Lovely lions leap lightly through the leafy landscape

Hootie the Hyena is hoping for a good giggle



Create your own tongue twisters

ACTIVITY TIME
30 Mins

Pick a letter (A-Z) and come up with a lion-related sentence where every word starts with that letter



A B C D E F
G H I J K L M
N O P Q R S T U
V W X Y Z

ACTIVITY



Glossary

A

Adapt

To change and adjust to new situations, like lions hunting in different weather or places.

Asiatic Lion

A rare type of lion that lives in a forest in India.

B

Balance

How lions stay steady when running or climbing, often helped by their tails.

Boundary

The edge of a pride's territory, which lions protect from other animals.

C

Camouflage

How lions blend into their surroundings, like the tall grass, to sneak up on prey.

Carnivore

An animal, like a lion, that eats meat.

Claws

Sharp nails on a lion's paws used for catching prey.

Cub

A baby lion. Cubs stay with their pride to learn how to hunt and roar.

D

Drought

A long time with no rain. Lions have to find water during a drought.

E

Ecosystem

The environment where lions live, which includes plants, other animals, and water.

F

Fierce

How lions act when they're defending their pride or territory.

Fur

The soft hair that covers a lion's body, keeping it warm and protected.

G

Growl

A low sound lions make to warn others or communicate within their pride.

H

Habitat

The place where lions live, like the savannah or forests.

Hierarchy

The order of importance in a pride, with the strongest lions leading.

Hunter

Lions who catch prey for the pride.

K

King of the jungle

A nickname for lions because they are strong and powerful (even though they live in the savannah, not jungles!).

L

Lion pride

A family of lions that live and work together.

Loud Roar

A lion's roar can be heard 5 miles away to warn others to stay away.

M

Mane

The thick hair around a male lion's head. It makes him look bigger and protects him in fights.

N

Nocturnal

Lions are active mostly at night, which helps them avoid the heat of the day.

P

Paws

The soft feet of lions that have sharp claws for catching prey.

Pounce

A quick jump lions make to catch their prey.

Prey

Animals that lions hunt and eat, like zebras and antelopes.

Protectors

Lions that keep the pride safe from danger.

R

Roar

The loud sound lions make to communicate with their pride or scare others away.

S

Savannah

A large, grassy area in Africa where most lions live.

Stalk

When lions move very quietly to get close to their prey.

Support

How lions work together to protect their pride and help each other.

T

Tail

Lions use their tails for balance and to send signals, like flicking when annoyed.

Teamwork

Lions in a pride work together to hunt and protect each other.

Territory

The area a pride lives in, where they hunt and rest.

Tracks

The pawprints that lions leave behind, which scientists use to track them.

W

Whiskers

The long hairs around a lion's nose that help them sense their surroundings.

Z

Zebra

One of the animals that lions hunt for food.



Thinking and sharing

Now that we've worked together, faced challenges and shown courage, it's time to think about what we've learned! These activities will help you reflect on your teamwork, confidence and the ways you helped your pride.

Just like a lion pride depends on every member, we all play an important role in making our group strong and successful.

Through writing, drawing and sharing, you'll explore how you contributed, how you overcame challenges and how you supported others along the way.

Get ready to celebrate your achievements, think about what you've learned and show off your creativity!

KS1 KS2

Teamwork tales

How did you help your pride today? Write a short story about what you did to help your pride. Use the letters in PRIDE to help you tell your story.

P is for People
Who did you work with?
Write about the friends or teammates in your pride.

I is for Ideas
What great ideas did you share?
Write about a creative or clever idea you had to help solve a problem.

E is for Encouragement
How did you cheer for or support your teammates?
Share how you helped someone else feel good or do their best.

R is for Role
What was your job in the pride?
Share what you did to help your pride succeed.

D is for Determination
How did you stay strong and keep going?
Write about a time you didn't give up, even when things were tricky.

ACTIVITY TIME
30 Mins

ACTIVITY

Confidence corner

What is something new you tried today that made you feel brave?

ACTIVITY

ACTIVITY 2: COMPLETE THE SENTENCE

Before I tried it

I felt _____ before trying because

After I tried it

I felt _____ after I tried because

what helped me feel brave was

ACTIVITY 1: DRAWING

Me being brave!

Grab some paper and colouring pencils and draw a picture of you being confident and giving your best effort.

I BELIEVE IN MYSELF

ACTIVITY 3

Bravery word search



Download and print for everyone to have a go.

Can you find the words in the word search?

COURAGE

BRAVE

CONFIDENCE

FEARLESS

TRY

STRONG

LEAD

PRIDE

HERO

BOLD

C	J	C	U	A	W	S	T	R	V
F	O	A	O	Y	J	O	E	X	B
H	E	N	S	U	R	H	E	P	O
B	C	A	F	T	R	I	E	P	L
L	R	X	R	I	R	A	U	R	D
E	L	A	C	L	D	O	G	D	O
A	T	V	V	L	E	E	N	E	P
D	R	C	I	E	U	S	N	G	N
S	Y	Y	X	R	V	J	S	C	N
A	V	N	P	R	I	D	E	V	E

Courage corner



ACTIVITY 4 Bravery medal

Decorate your own bravery medal with symbols or words to show what bravery means to you!

What you need

- + Printer
- + Bravery medal template. Use this QR code to download the bravery medal template
- + Crayons or colouring pens and pencils



ACTIVITY 5 Pride poster

Create a poster to show how we all work together to make our pride strong and happy.

What you need

- + Printer
- + Pride poster template. Scan the QR code to download the pride poster template
- + Crayons or colouring pens and pencils
- + Fun additions like glitter



I hope you've enjoyed this roar-some adventure

And you've learnt lots about me and my family.
Sirion the Lion



**spirax
sarco**

PROUD LIONS AT LARGE LEARNING PROGRAMME SPONSOR

www.lionsatlarge.co.uk
www.gloshospitals.nhs.uk/charity/big-space

Registered Charity 1051606

Designed by Mosaique Creative, Gloucestershire