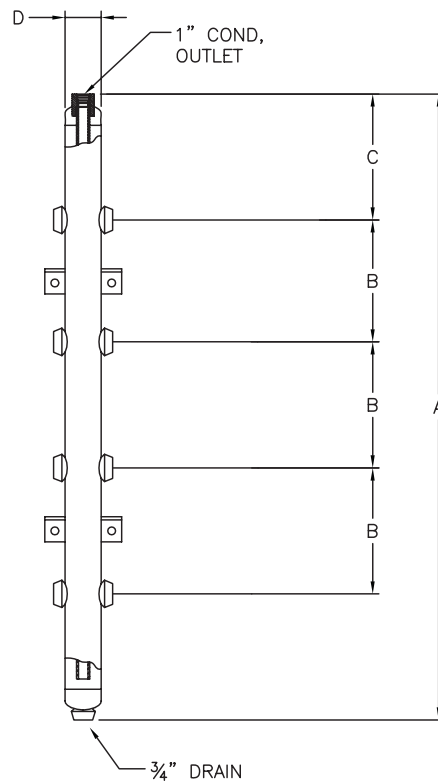


spirax sarco®

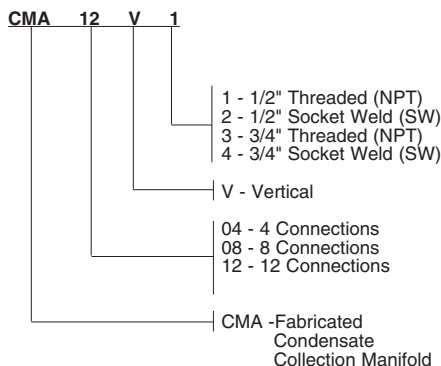
Vertical Condensate Collection Manifold — Fabricated

The CMAV condensate collection manifold is a fabricated assembly designed for vertical installation to facilitate centralized recovery of condensate from up to 12 sources. Condensate is collected within the shell and discharged through the top via an internal siphon pipe. The water seal created by the siphon tube promotes even temperature distribution and ensures single phase discharge of condensate. The compact design provides easy access for trap maintenance and monitoring, while the mounting and connection arrangement permits fast installation.

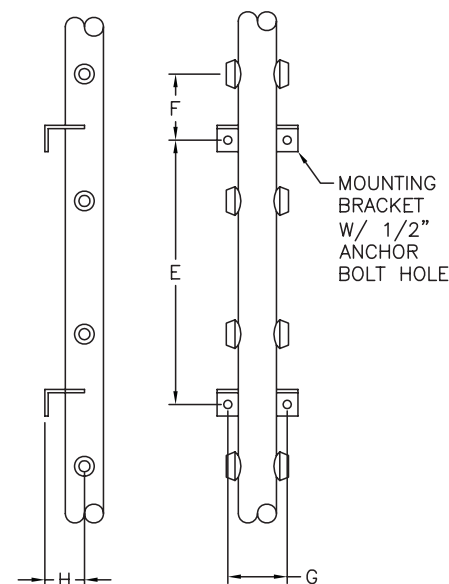
Model	CMAV
PMA	720 psig at 508°F (50 barg at 264°C)
Hydrotest Pressure	1,080 psig (74 barg)
Number of Connections	4, 8, 12
Connection Sizes	1/2", 3/4"
Connection Types	NPT, SW to ANSI B16.11 Cl. 3000
Construction	Carbon Steel ASTM A106 Gr.B Sch. 80 Forged Steel A105 Cl.3000 All welding in accordance with Section IX of the ASME Boiler and Pressure Vessel Code
Options	Preassembled with steam trap stations Consult factory



MANIFOLD NOMENCLATURE



Condensate Collection Manifold dimensions (nominal) in inches & mm											
Model Number	Tracer		A	B	C	D	E	F	G	H	Approx. Weight
	N°	Size									
CMA04V1/V2	4	1/2"	29.6	10	10	2.9	N/A	5.0	4.5	3.0	17 lb
		752	254	254	74		127	114	76	8 kg	
CMA04V3/V4	4	3/4"	29.6	10	10	2.9	N/A	5.0	4.5	3.0	17 lb
		752	254	254	74		127	114	76	8 kg	
CMA08V1/V2	8	1/2"	49.6	10	10	2.9	20	5.0	4.5	3.0	39 lb
		1260	254	254	74	508	127	114	76	18 kg	
CMA08V3/V4	8	3/4"	49.6	10	10	2.9	20	5.0	4.5	3.0	39 lb
		1260	254	254	74	508	127	114	76	18 kg	
CMA12V1/V2	12	1/2"	69.6	10	10	2.9	20	5.0	4.5	3.0	54 lb
		1768	254	254	74	508	127	114	76	25 kg	
CMA12V3/V4	12	3/4"	69.6	10	10	2.9	20	5.0	4.5	3.0	54 lb
		1768	254	254	74	508	127	114	76	25 kg	

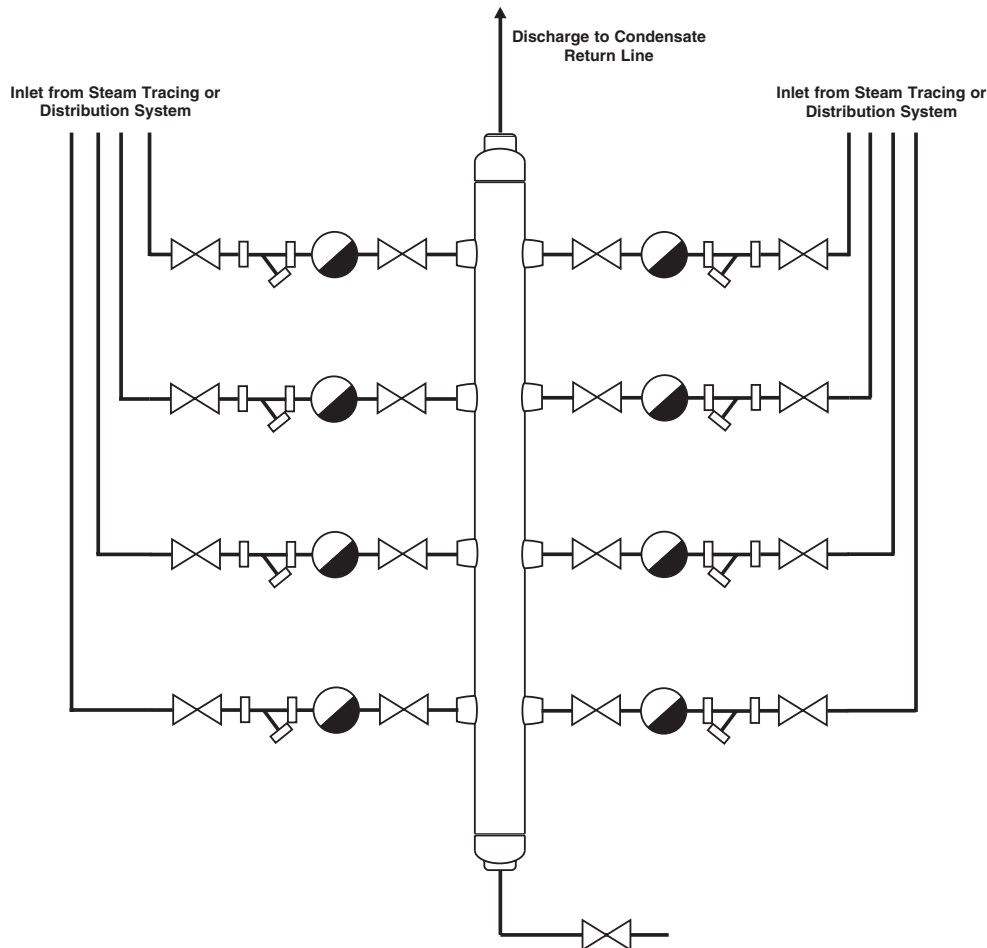


CMA08V

Local regulation may restrict the use of this product below the conditions quoted. Limiting conditions refer to standard connections only.
In the interests of development and improvement of the product, we reserve the right to change the specification.

Vertical Condensate Collection Manifold Fabricated

TYPICAL HOOK-UP FOR 8 CONNECTION MANIFOLD



SAMPLE SPECIFICATION

The condensate collection manifold shall be Spirax Sarco model CMA12V designed for vertical orientation to accommodate up to 12 condensate sources.

CONSTRUCTION FEATURES

The unit shall include an internal siphon pipe designed to provide a water seal at all condensate loads to ensure single phase discharge and even temperature distribution. The assembly shall have a 1" discharge connection at the top and a 3/4" drain connection that permits complete drainage during maintenance. Support brackets are to be provided for fast installation. Connections shall be provided on up to 3 sides and spaced to accommodate any valve orientation without interference from adjoining piping. The design is to be compact enough such that all traps and other connected equipment are within easy reach for servicing. Construction shall consist of ASTM A106 Gr. B carbon steel 2-1/2" Sch. 80 pipe with ANSI Cl. 3000 connections. Welding is to be performed in accordance with Section IX of the ASME Boiler & Pressure Vessel Code. The assembly shall be hydrostatically tested to 1.5 times design pressure, sandblasted, and provided with one coat industrial heat resistant coating (gray) maximum temperature 850°F.

INSTALLATION

The manifold is to be installed vertically with the condensate discharge connection at the top as shown. Isolation valves, steam traps, strainers, and other required equipment are attached on up to 3 sides at the connections provided. Mounting is accomplished using the brackets supplied on the back side of the unit. For outdoor installations, a freeze protection device fitted to the 3/4" drain connection is recommended.

OPTIONS

Each manifold can be supplied with a wide selection of valves, traps, and other equipment as a completely fabricated and tested assembly. Consult factory for specific applications.

TYPICAL APPLICATIONS

The manifold can be utilized wherever multiple sources of condensate from steam traps need to be centrally collected in a vertical orientation. This includes steam tracing, light condensate-producing equipment, separators, and steam main drips.

TI-6-801-US 01.08