

# spirax sarco

## Spiratec Remote Test Point R1 and R12

### Description

The Spiratec trap fault detection system indicates if a steam trap is leaking steam. The Spiratec **R1** provides a remote test point for one Spiratec sensor. The Spiratec **R12** provides the same facility for up to twelve Spiratec sensors.

A PT2 or PT3 plug tail is used to connect the SS1 sensor in the sensor chamber or steam trap to the R1 or R12 remote test point at any convenient location. Trap checking is then carried out by plugging a Spiratec Type 30 indicator into the R1 or R12.

**Note:** The R1 and R12 remote test points can **only** be used with sensors for steam leak applications. They are not suitable for use with WLS1 waterlogging sensors.

### WARNING

The R1 and R12 are not suitable for use in hazardous areas.

### Available types

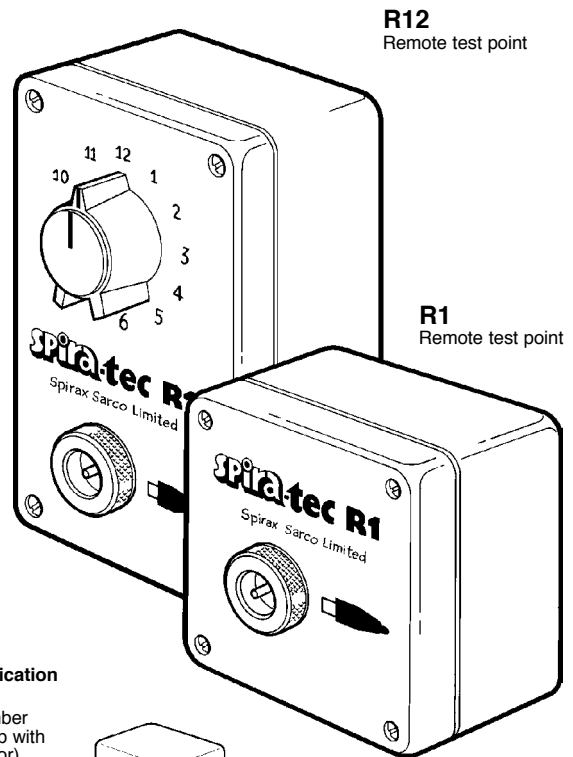
<b>R1</b>	Test point, suitable for a single steam trap.
<b>R12</b>	Test point has a selection switch which can be used for checking up to twelve steam traps.
<b>PT2</b>	Plug tail with screw on connection and brass straight pattern housing. Provides protection to IP67.
<b>PT3</b>	Plug tail is available with screw-on connection and brass 90° housing. Provides protection to IP67.

The plug tail is supplied with 4ft (1.25 m) of cable. Any additional cable must be provided by the installer in accordance with the Installation and Maintenance Instructions supplied with the product.

By removing the nut (1) a conduit adaptor can be connected to the M16 conduit thread on the housing, if cable protection is required.

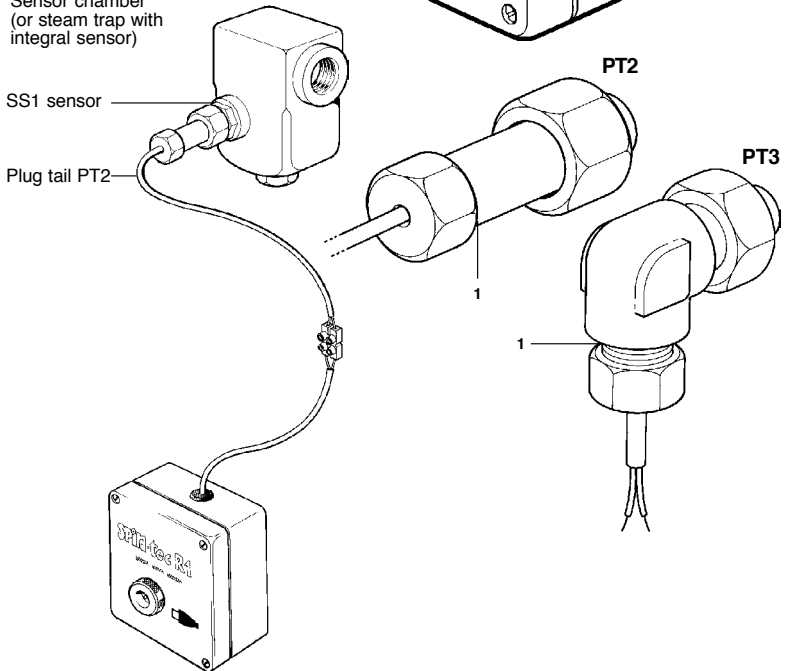
### How to use the R1 and R12 remote test point:

<b>R1</b>	Plug the indicator cable into the socket provided and use the Type 30 or Type 40 indicator in accordance with its instructions.
<b>R12</b>	Use the rotary switch to select the sensor to be checked.



### Typical application

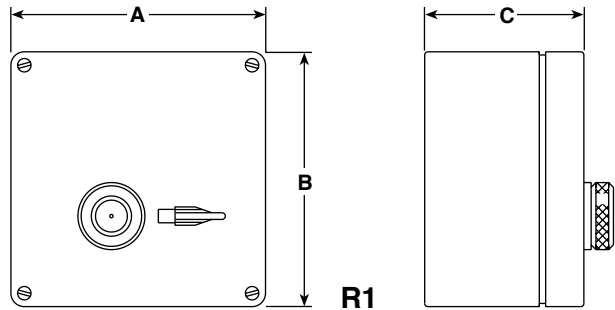
Sensor chamber (or steam trap with integral sensor)



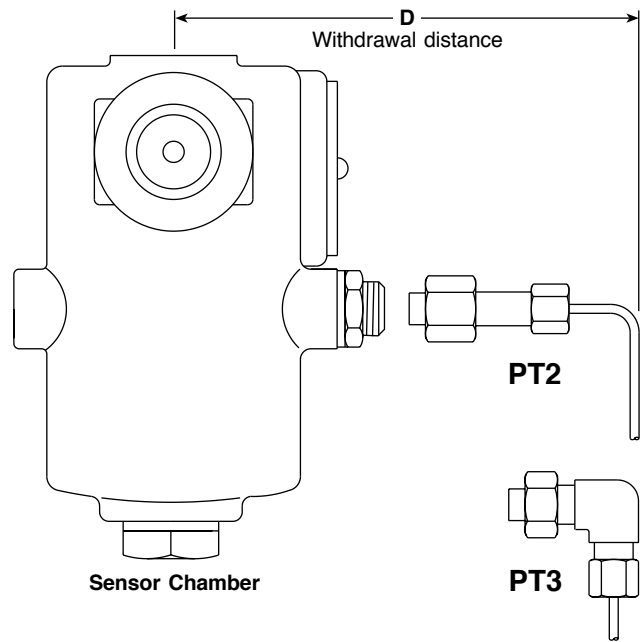
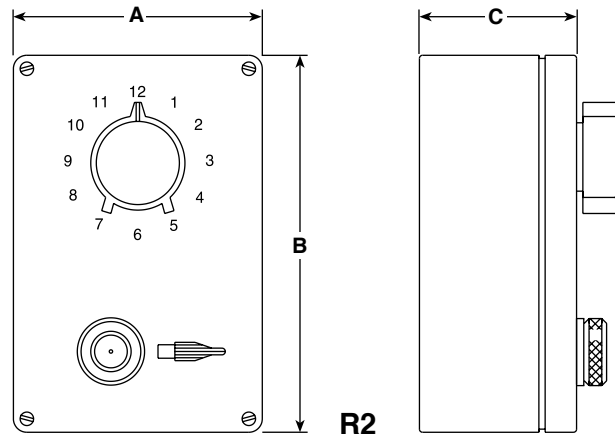
# Spiratec Remote Test Point R1 and R12

## Dimensions/weights

approximate in inches (mm) and pounds (kg)



Type	A	B	C	Weight
R1	3.2 (82)	3.1 (80)	2.1 (55)	0.4 (0.2)
R12	3.1 (80)	4.7 (120)	2.1 (55)	0.7 (0.3)



Sensor chamber size	D (PT2)	D (PT3)
1/2"	5.3 (135)	4.3 (110)
3/4"	5.3 (135)	4.3 (110)
1"	5.5 (140)	4.5 (115)
1 1/2"	7.3 (185)	6.1 (155)
2"	7.3 (185)	6.1 (155)

## How to order

Example: 1 off Spirax Sarco R1 remote test point.