



Packless Radiator Supply Valve RV Series

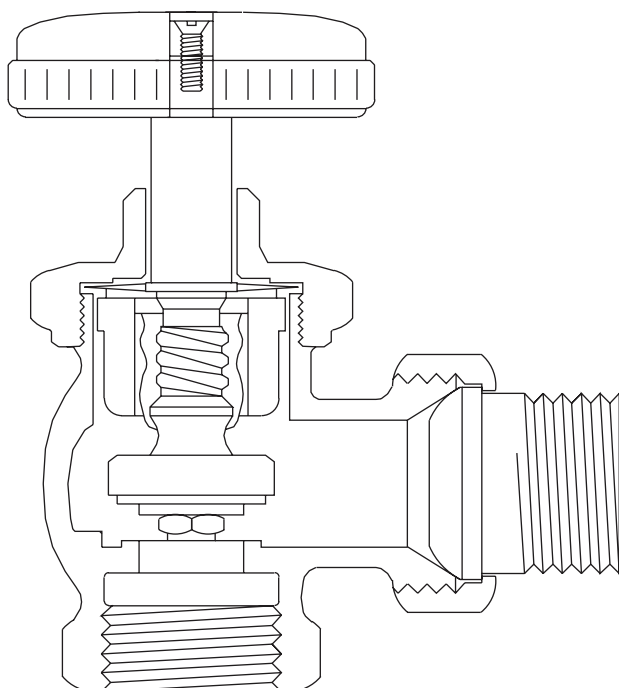
Description

The RV Series are packless, non-rising stem series brass radiator valves for steam and liquid services, available in angle pattern and straight connections.

Model	RV
Sizes	½" to 1"
Connections	Union/Threaded
Construction	Brass
Options	Extension Stem Assembly

Limiting conditions

Steam	150 psi g (10.3 bar) 366 °F (186 °C)
Liquid	200 psi g (13.8 bar)



Sizes and pipe connections

Model	Pattern	Connection	Size
RV-AP	Angle	Pipe to Male Union	½", ¾", 1"
RV-ST	Straightway	Pipe to Male Union	

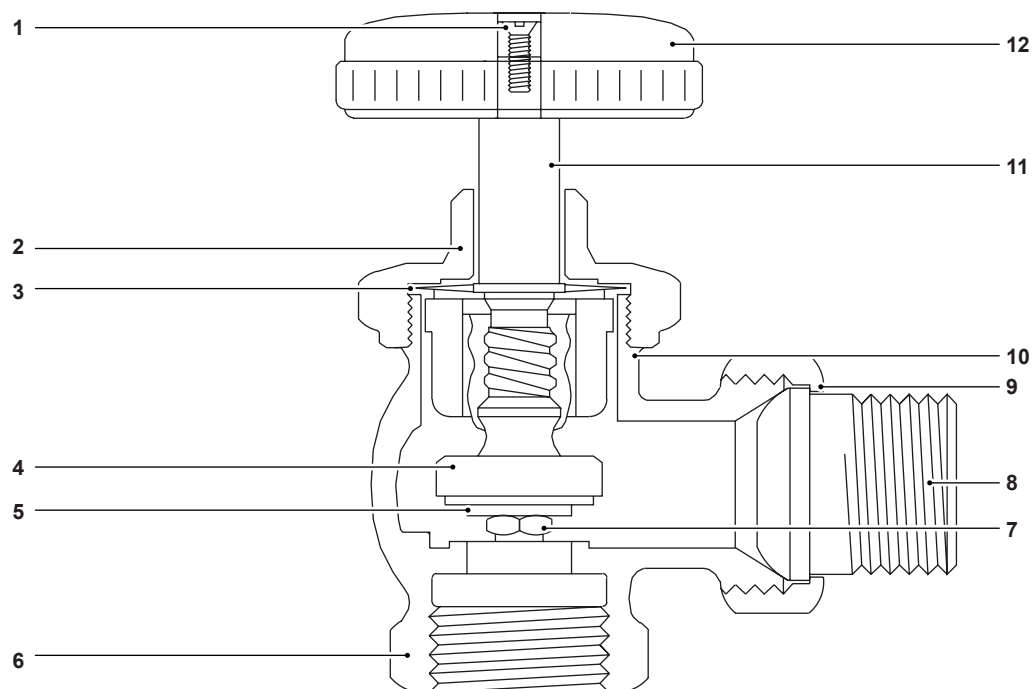
RV-AP Series meets Mil. Spec. WWV-160B, Section 3.1.1, Style A
RV-ST Series meets Mil. Spec. WWV-160B, Section 3.1.1, Style A

Sample specification

Low profile non-rising stem packless radiator valve.
All brass construction with pipe to male connections.

Materials

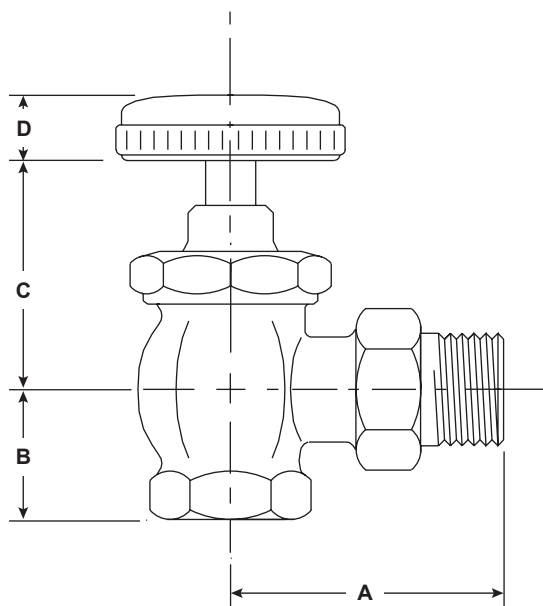
RV-AP shown



No.	Part	Material	
1	Handle Screw	Yellow Brass	ASTM B-16
2	Valve Bonnet	Red Brass	ASTM B-62
3	Metalflex Sealing Disc	Copper	Copper
4	Composition Disc	Special	CFF/TEF
5	Washer	Yellow Brass	ASTM B-16
6	Valve Body	Red Brass	ASTM B-62
7	Sealing Disk Support	Yellow Brass	ASTM B-16
8	Tailpiece	Yellow Brass	ASTM B-16
9	Union Nut	Yellow Brass	ASTM B-16
10	Thrust Nut	Yellow Brass	ASTM B-16
11	Valve Stem	Yellow Brass	ASTM B-16
12	Handle	Spec Plastic	NYL/FBGL 22

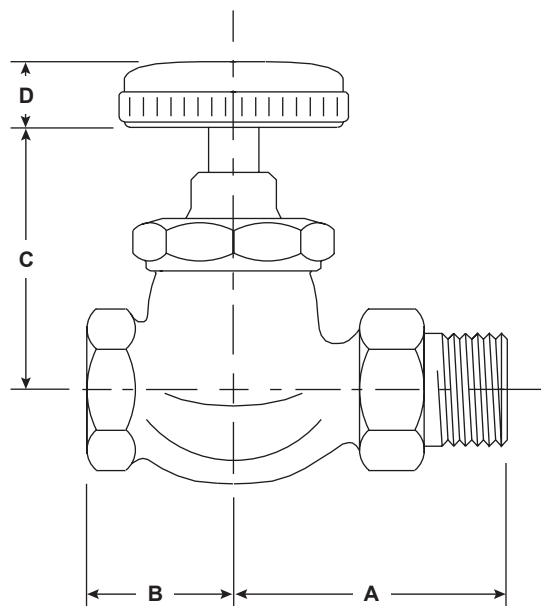
Dimensions/weight nominal in inches (mm) and lbs (kg)

MODEL AP
Angle Pattern
(Typical)



No	Size	A	B	C	D	Weight
AP-1	1/2"	2.375 (60)	1.187 (30)	2.187 (56)	0.625 (16)	1.15 (0.52)
	3/4"	2.875 (73)	1.187 (30)	2.187 (56)	0.625 (16)	1.5 (0.68)
	1"	3.125 (79)	1.5 (38)	2.313 (59)	0.75 (19)	2.25 (1.02)

MODEL ST
Straightaway Pattern
(Typical)



No	Size	A	B	C	D	lbs/kg
ST-1	1/2"	2.375 (60)	1.375 (35)	2.688 (68)	0.625 (16)	1.25 (0.567)
	3/4"	2.875 (73)	1.375 (35)	2.813 (71)	0.625 (16)	1.65 (0.75)
	1"	3.125 (79)	1.688 (43)	3.062 (78)	0.75 (19)	2.75 (1.25)