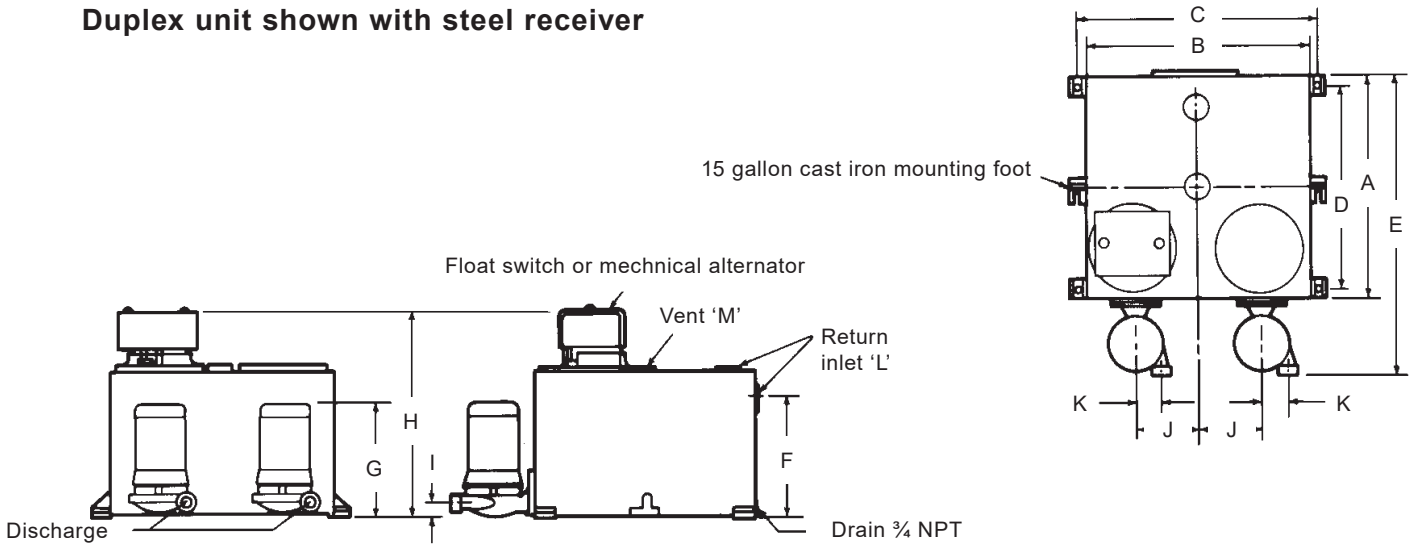




## Pump Dimensions "V" Series

### VC, VJ, VN, and VE pumps with rectangular cast iron or steel receivers

Duplex unit shown with steel receiver

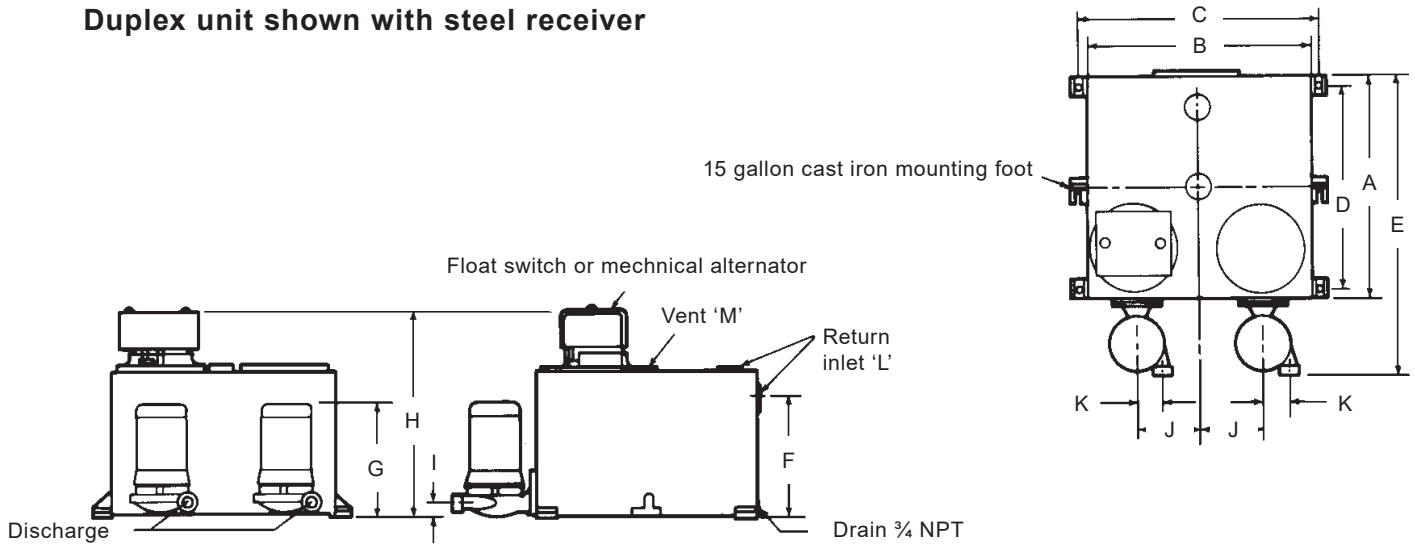


	Capacity sq. ft. E, D, R.	Receiver Capacity gal. (litres)	Dimensions (approximate) in inches (mm)												
			A	B	C	D	E	F	G	H	I	J	K	L	M
Cast Iron Receiver	1,000 to 4,000	15 (57)	15	17.5	19.5	∅	28	13	16-19	22	4	5.25	4	2	1
			(381)	(445)	(495)		(711)	(330)	(406-483)	(559)	(102)	(133)	(102)	-	-
	1,000 to 15,000	21 (79)	21	22.75	26	14.75	34	10.25	16-21	19.5	4	6	4	2	1¼
			(533)	(578)	(660)	(375)	(864)	(260)	(406-533)	(495)	(102)	(152)	(102)	-	-
	20,000 to 30,000	45 (170)	26	26.75	28.75	20	39	15	16-21	23.75	4	7.5	4	2½	1½
(660)			(679)	(730)	(508)	(991)	(381)	(406-533)	(603)	(102)	(190)	(102)	-	-	
40,000 to 50,000	65 (246)	28.5	28.5	30.75	22.75	41.5	19.5	16-21	29	4.75	7.5	4	3	2	
		(724)	(724)	(781)	(578)	(1054)	(495)	(406-533)	(737)	(121)	(190)	(102)	-	-	
65,000 to 100,000	110 (416)	30	36.25	42	32	44	19.5	18-28	28.5	4	7.5	4	5	2	
		(762)	(921)	(1067)	(813)	(1118)	(495)	(457-711)	(724)	(102)	(190)	(102)	-	-	

Duplex unit shown continued on next page

# VC, VJ, VN, and VE pumps with rectangular cast iron or steel receivers

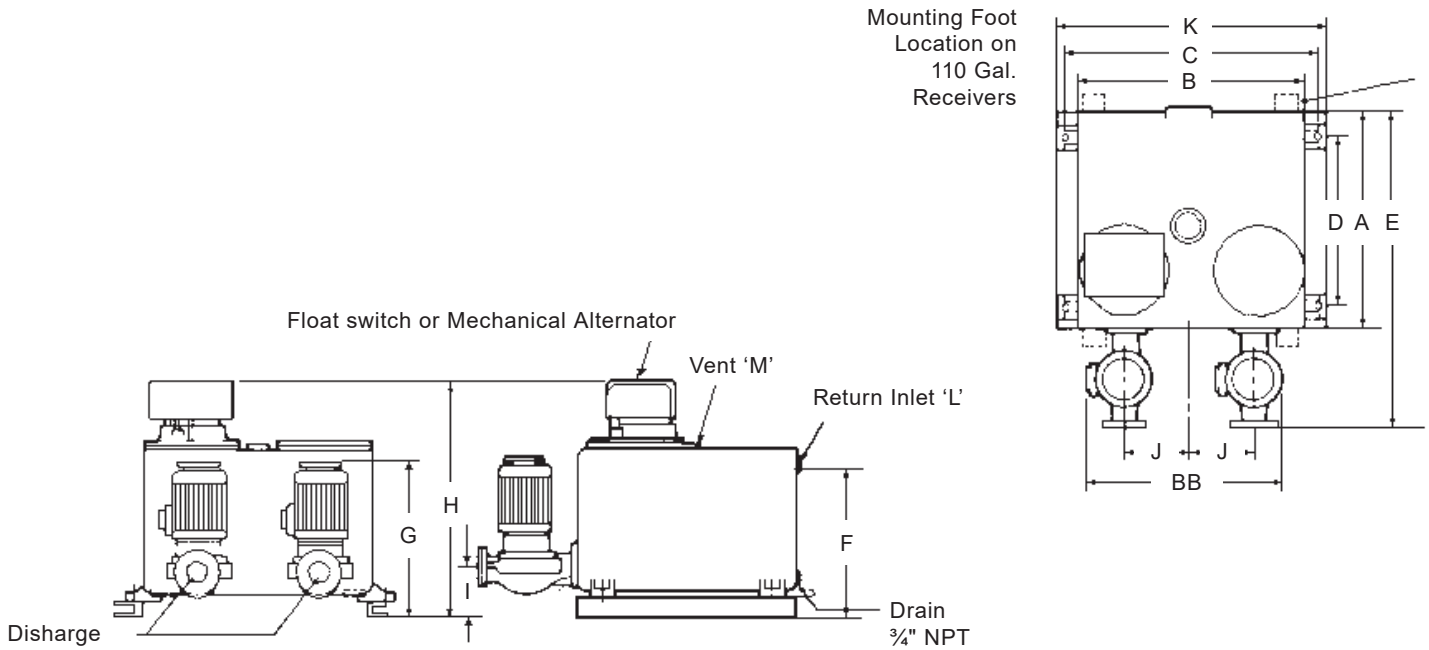
## Duplex unit shown with steel receiver



	Capacity sq. ft. E, D, R.	Receiver Capacity gal. (litres)	Dimensions (approximate) in inches (mm)												
			A	B	C	D	E	F	G	H	I	J	K	L	M
Steel Receiver	1,000 to 15,000	21 (79)	18	24	26.4	16.1	31	9	16-19	19	4	6	4	2½	1¼
			(457)	(610)	(671)	(409)	(781)	(229)	(406-483)	(483)	(102)	(152)	(102)	-	-
	20,000 to 30,000	45 (170)	24	24	26.4	22.1	37	15.5	16-21	25	4	6	4	3	1½
			(610)	(610)	(671)	(561)	(940)	(394)	(406-533)	(635)	(102)	(152)	(102)	-	-
	40,000 to 50,000	65 (246)	24	24	26.4	22.1	37	21.5	16-21	30.5	4	6	4	3	2
			(610)	(610)	(671)	(561)	(940)	(546)	(406-533)	(775)	(102)	(152)	(102)	-	-
	65,000 to 100,000	110 (416)	30.5	42.5	45	25	44.5	17	18-28	27	4	11	4	4	2
			(775)	(1080)	(1143)	(635)	(1130)	(432)	(457-711)	(686)	(102)	(279)	(102)	-	-

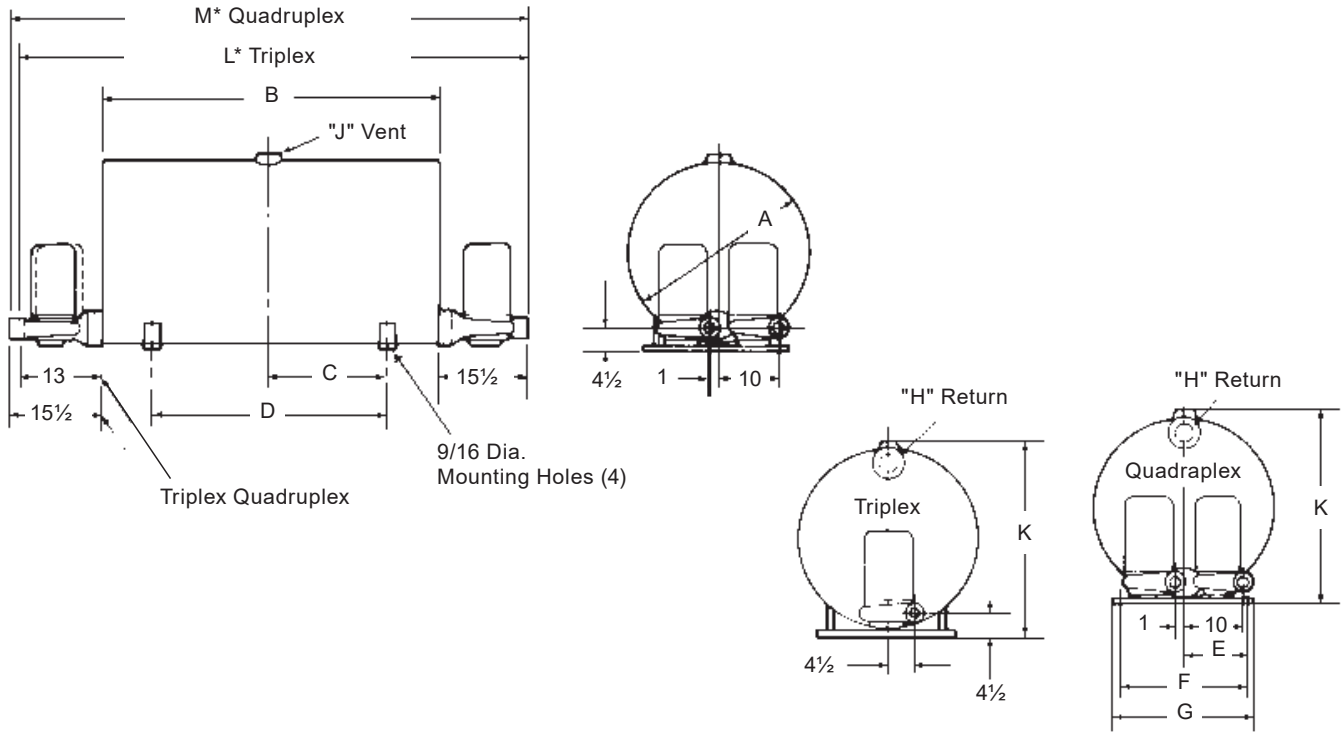
# VA Pumps with Rectangular Cast Iron or Steel Receivers

## Duplex Unit shown with Cast Iron Receiver



	Capacity sq. ft. E, D, R.	Receiver Capacity gal. (litres)	Dimensions (approximate) in inches (mm)													
			A	B	C	D	E	F	G	H	I	J	K	L	M	BB
Cast Iron Receiver	1,000 to 30,000	45 (170)	26	26.75	28.75	20	47	18	28.75	26.75	7	7.5	31.75	2½	1½	28
			(660)	(679)	(730)	(508)	(1194)	(437)	(730)	(679)	(178)	(191)	(806)	(63)	(38)	(711)
	40,000 to 50,000	65 (246)	28.5	28.5	30.75	22.75	49.5	22.5	28.75	32	7	7.5	33.5	3	2	28
			(724)	(724)	(781)	(578)	(1257)	(571)	(730)	(813)	(178)	(191)	(851)	(75)	(50)	(711)
	65,000 to 100,000	110 (416)	30	42	36.25	32	51	22.5	27.5	31.5	7	7.5	42	5	2	34
			(762)	(1067)	(921)	(813)	(1295)	(571)	(699)	(800)	(178)	(191)	(1067)	(125)	(50)	(864)
Steel Receiver	1,000 to 15,000	21 (79)	18	24	26.4	16.1	39	12.75	28.75	21	7	7.5	28.4	2½	1¼	-
			(457)	(610)	(671)	(409)	(991)	(324)	(730)	(533)	(178)	(191)	(721)	(63)	(32)	
	20,000 to 30,000	45 (170)	24	24	26.4	22.1	45	18.5	28.75	28	7	7.5	28.4	3	1½	28
			(610)	(610)	(671)	(561)	(1143)	(470)	(730)	(711)	(178)	(191)	(721)	(75)	(38)	(711)
	40,000 to 50,000	65 (246)	24	24	26.4	22.1	45	24.5	28.75	33	7	7.5	28.4	3	2	28
			(610)	(610)	(671)	(561)	(1143)	(662)	(730)	(838)	(178)	(191)	(721)	(75)	(50)	(711)
65,000 to 100,000	110 (416)	30	42.5	45	25	51	20	27.5	30	7	11	47	4	2	41	
		(762)	(1080)	(1143)	(635)	(1295)	(508)	(699)	(762)	(178)	(279)	(1208)	(100)	(50)	(1041)	

# VC, VJ, VN, and VE Pumps with Cylindrical Steel Receivers



\*Note: Add 13" to dimension B for Simplex  
Add 15½" to dimension B for Duplex

Capacity sq. ft. E, D, R.	Receiver Capacity gal. (litres)	Dimensions (approximate) in inches (mm)											
		A	B	C	D	E	F	G	H	J	K	L	M
25,000	49 (185)	22	30	10.5	21	7.5	15	17	2½	1¼	23.5	58.5	61
		(559)	(762)	(267)	(533)	(191)	(381)	(432)	(63)	(32)	(597)	(1486)	(1569)
40,000	71 (269)	24	36	13.5	27	8	16	18	3	1½	25.5	64.5	67
		(610)	(914)	(343)	(686)	(203)	(406)	(457)	(75)	(38)	(648)	(1638)	(1702)
65,000	117 (443)	24	60	15	30	8	16	18	4	2	25.5	88.5	91
		(610)	(1524)	(381)	(762)	(203)	(406)	(457)	(100)	(50)	(648)	(2248)	(2311)
165,000	209 (791)	32	60	24	48	14	28	30	5	2	33.5	88.5	91
		(813)	(1524)	(610)	(1219)	(356)	(711)	(762)	(125)	(50)	(851)	(1638)	(1702)
165,000	260 (984)	36	60	24	48	14	28	30	5	2	37.5	88.5	91
		(914)	(1524)	(610)	(1219)	(356)	(711)	(762)	(125)	(50)	(953)	(2248)	(2311)
295,000	370 (1401)	36	84	28	56	14	28	30	5	2	37.5	112.5	115
		(914)	(2134)	(711)	(1422)	(356)	(711)	(762)	(125)	(50)	(953)	(2858)	(2921)
400,000	500 (1893)	42	84	28	56	14	28	30	5	2	43.5	112.5	115
		(1067)	(2134)	(711)	(1422)	(356)	(711)	(762)	(125)	(50)	(1105)	(2858)	(2921)
600,000	750 (2839)	48	96	28	56	19	38	40	5	2	49.5	124.5	127
		(1219)	(2438)	(711)	(1422)	(483)	(965)	(1016)	(125)	(50)	(1237)	(3162)	(3226)
800,000	1000 (3785)	48	132	33	66	19	38	40	5	2	49.5	160.5	163
		(1219)	(3353)	(838)	(1676)	(483)	(965)	(1016)	(125)	(50)	(1237)	(4077)	(4140)