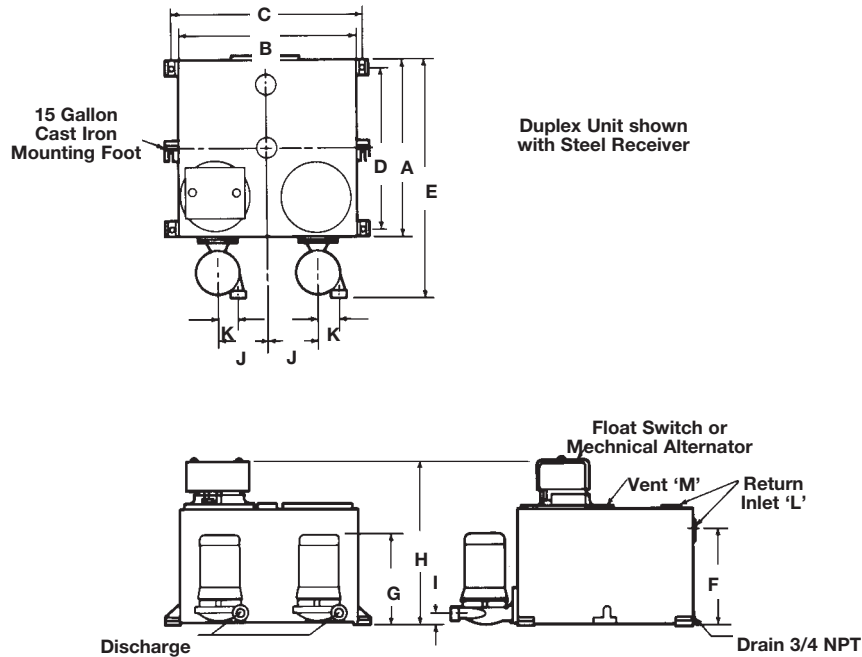


spirax sarco

Pump Dimensions "V" Series

VC, VJ, VN, & VE Pumps with Rectangular Cast Iron or Steel Receivers



Dimensions (nominal) in inches & millimeters

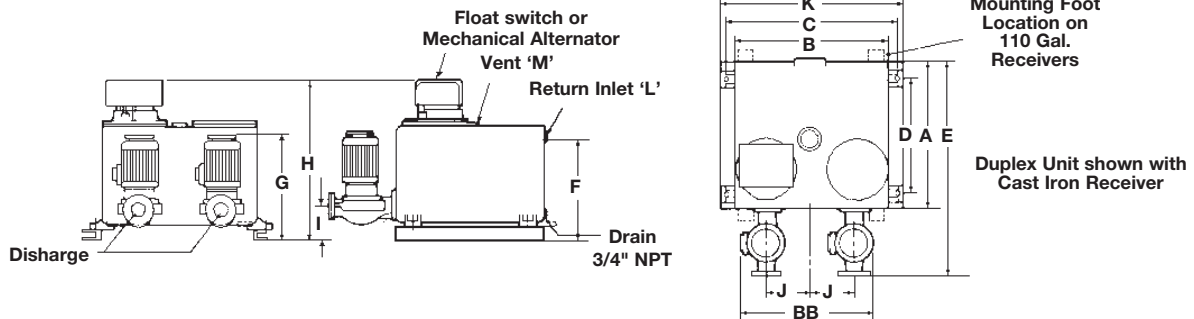
Capacity sq. ft. E,D,R.	Receiver Capacity gal.	A	B	C	D	E	F	G	H	I	J	K	L	M
Cast Iron Receiver														
1,000 to 4,000	15	15 381	17.5 445	19.5 495	∅	28 711	13 330	16-19 406-483	22 559	4 102	5.25 133	4 102	2 -	1 -
1,000 to 15,000	21	21 533	22.75 578	26 660	14.75 375	34 864	10.25 260	16-21 406-533	19.5 495	4 102	6 152	4 102	2 -	1-1/4 -
20,000 to 30,000	45	26 660	26.75 679	28.75 730	20 508	39 991	15 381	16-21 406-533	23.75 603	4 102	7.5 190	4 102	2-1/2 -	1-1/2 -
40,000 to 50,000	65	28.5 724	28.5 724	30.75 781	22.75 578	41.5 1054	19.5 495	16-21 406-533	29 737	4.75 121	7.5 190	4 102	3 -	2 -
65,000 to 100,000	110	30 762	36.25 921	42 1067	32 813	44 1118	19.5 495	18-28 457-711	28.5 724	4 102	7.5 190	4 102	5 -	2 -
Steel Receiver														
1,000 to 15,000	21	18 457	24 610	26.4 671	16.1 409	31 781	9 229	16-19 406-483	19 483	4 102	6 152	4 102	2-1/2 -	1-1/4 -
20,000 to 30,000	45	24 610	24 610	26.4 671	22.1 561	37 940	15.5 394	16-21 406-533	25 635	4 102	6 152	4 102	3 -	1-1/2 -
40,000 to 50,000	65	24 610	24 610	26.4 671	22.1 561	37 940	21.5 546	16-21 406-533	30.5 775	4 102	6 152	4 102	3 -	2 -
65,000 to 100,000	110	30.5 775	42.5 1080	45 1143	25 635	44.5 1130	17 432	18-28 457-711	27 686	4 102	11 279	4 102	4 -	2 -

Local regulation may restrict the use of this product below the conditions quoted. Limiting conditions refer to standard connections only.
In the interests of development and improvement of the product, we reserve the right to change the specification.

TI-5-305-US 7.13

Pump Dimensions "V" Series

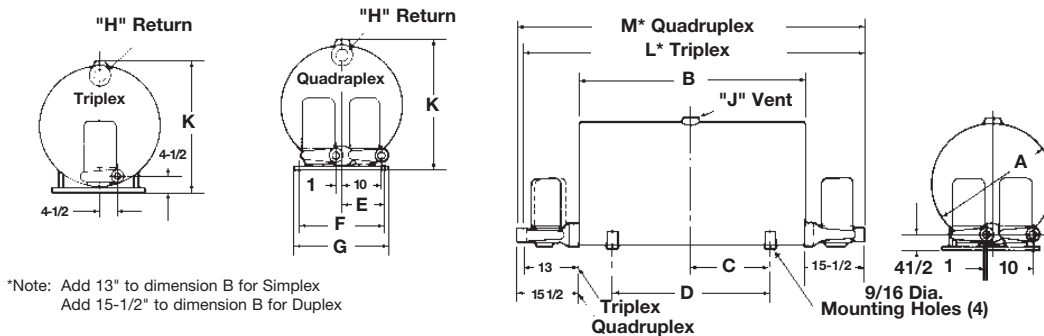
VA Pumps with Rectangular Cast Iron or Steel Receivers



Dimensions (nominal) in inches & millimeters

Capacity sq. ft. E.D.R.	Receiver Capacity gal.	A	B	C	D	E	F	G	H	I	J	K	L	M	BB
Cast Iron Receiver															
1,000 to 30,000	45	26	26.75	28.75	20	47	18	28.75	26.75	7	7.5	31.75	2-1/2	1-1/2	28
40,000 to 50,000	65	28.5	28.5	30.75	22.75	49.5	22.5	28.75	32	7	7.5	33.5	3	2	28
65,000 to 100,000	110	30	42	36.25	32	51	22.5	27.5	31.5	7	7.5	42	5	2	34
Steel Receiver															
1,000 to 15,000	21	18	24	26.4	16.1	39	12.75	28.75	21	7	7.5	28.4	2-1/2	1-1/4	-
20,000 to 30,000	45	24	24	26.4	22.1	45	18.5	28.75	28	7	7.5	28.4	3	1-1/2	28
40,000 to 50,000	65	24	24	26.4	22.1	45	24.5	28.75	33	7	7.5	28.4	3	2	28
65,000 to 100,000	110	30	42.5	45	25	51	20	27.5	30	7	11	47	4	2	41

VC, VJ, VN, and VE Pumps with Cylindrical Steel Receivers



*Note: Add 13" to dimension B for Simplex
Add 15-1/2" to dimension B for Duplex

Dimensions (nominal) in inches & millimeters

Capacity sq. ft. E.D.R.	Receiver Capacity gal.	A	B	C	D	E	F	G	H	J	K	L	M
25,000	49	22	30	10.5	21	7.5	15	17	2-1/2	1-1/4	23.5	58.5	61
40,000	71	24	36	13.5	27	8	16	18	3	1-1/2	25.5	64.5	67
65,000	117	24	60	15	30	8	16	18	4	2	25.5	88.5	91
165,000	209	32	60	24	48	14	28	30	5	2	33.5	88.5	91
165,000	260	36	60	24	48	14	28	30	5	2	37.5	88.5	91
295,000	370	36	84	28	56	14	28	30	5	2	37.5	112.5	115
400,000	500	42	84	28	56	14	28	30	5	2	43.5	112.5	115
600,000	750	48	96	28	56	19	38	40	5	2	49.5	124.5	127
800,000	1000	48	132	33	66	19	38	40	5	2	49.5	160.5	163

TI-5-305-US 7.13