

1/2"-4" 25P 감압밸브

● 용도

25P는 파이로트식 감압밸브이다. 2차측 압력은 외부 감지관을 통해 압력파이프로 전달되어 메인 밸브 개방을 조정함으로써 설정 압력을 유지한다.

● 2차압력 조절범위

황색스프링 : 0.2~2.1 bar g
청색스프링 : 1.4~7.0 bar g
적색스프링 : 5.6~14.0 bar g

● 구경

1/2", 3/4", 1", 1 1/2", 2", 2 1/2", 3", 4"

● 배관연결방법

나사식 NPT-2" 이하
플랜지식 ANSI 150, KS10-2 1/2" 이상
ANSI 300, KS20

● 2차압력 감지관

반드시 제품과 함께 공급되는 2차압력 감지관을 사용하도록 한다.

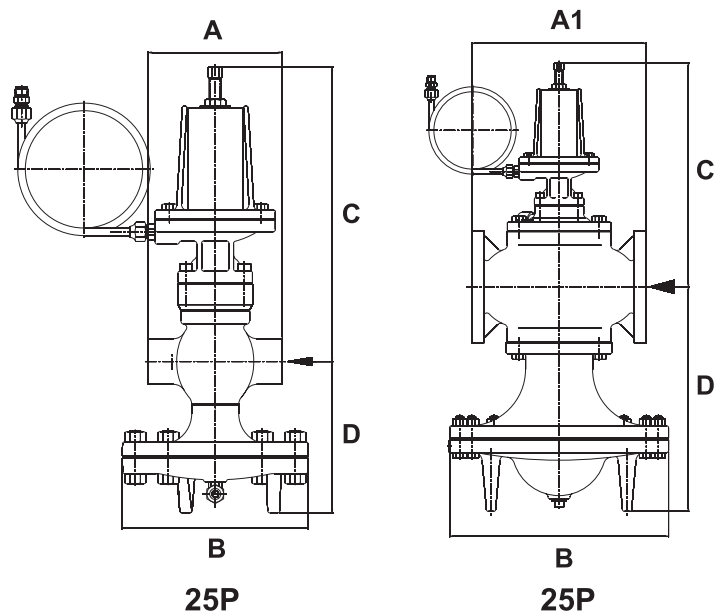
● Cv값

DN15S	DN15	DN20	DN25	DN32	DN40	DN50	DN65	DN80	DN100
1.16	3.48	6.5	10.5	14	20	35	56	74	115

● 최대사용조건

주철 : 17.3 barg, 232°C
탄소강 : 20.6 barg, 316°C

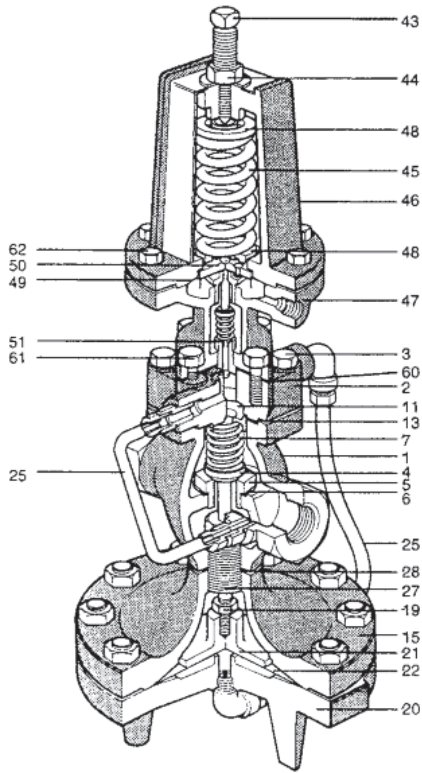
주 : 최대사용 온도/압력 범위는 밸브의 몸체설계조건과 적합한 플랜지 규격을 동시에 고려하여 등급이 낮은 쪽을 기준으로 사용하여야 한다.



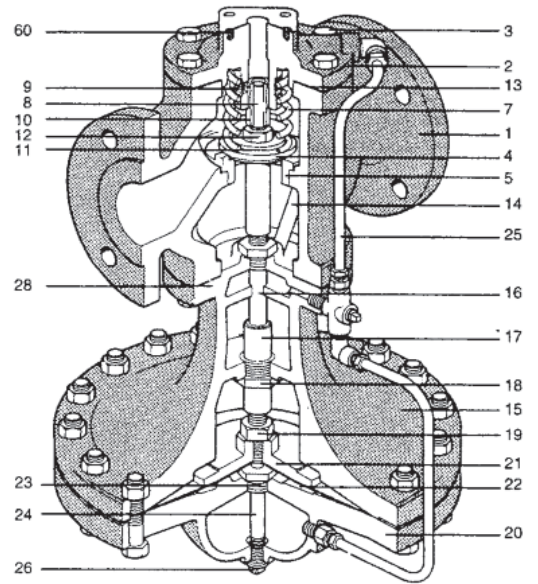
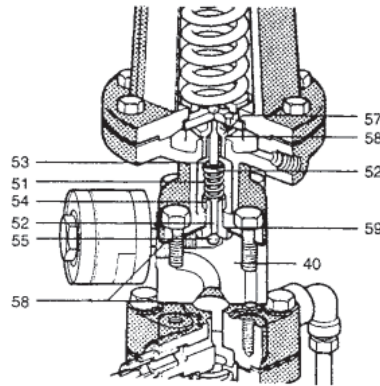
● 치수(mm) 및 무게(kg)

구경	DIN		ANSI 16.1		ANSI 16.5		B	C	D	무게	
	PN16	PN40	125#	250#	150#	300#					
1/2"	A	A1	A1	A1	A1	A1	194	335	158	13.7	
3/4"	140	-	-	232*	150	-	150	194	335	159	13.7
1"	140	-	-	146	150	150	154	194	335	159	13.7
1 1/4"	152	180	180	160	163	160	160	220	341	170	17.7
1 1/2"	184	281*	286*	274*	286*	-	-	220	345	180	21.7
2"	184	200	200	200	200	200	200	220	345	180	21.7
2 1/2"	216	230	230	230	230	230	234	270	366	209	31.7
3"	-	274	289	274	292	283	292	346	382	356	68.7
4"	-	295	314	298	317	301	317	346	383	362	82.7
	-	353	369	353	369	360	368	396	431	390	122.7

*플랜지식 연결 가능



1/2"~2"



2 1/2"~4"

● 재질

번호	부품	재질	
1	Valve Body	Cast Iron Cast steel	ASTM A126 B ASTM A216 Gr WCB
2	Cover	Cast Iron Cast steel	ASTM A126 B ASTM A216 Gr WCB
3	Cover Bolts	Cast steel	ASTM A449
4	Main Valve Head	Stainless steel	AISI 420
5	Main Valve Seat	Stainless steel	AISI 420F
6	Main Valve Seat Gasket	Copper	ASTM B272
7	Valve Return Spring	Stainless steel	AISI 302
8	Valve stem	Stainless steel	AISI 304
9	Strainer Screen	Stainless steel	AISI 420
10	Valve Stem Sleeve	Stainless steel	AISI 420F
11	Spring Guide	Brass Cast steel	1/2"~2" 2 1/2"~4"
12	Nut	Cast steel	SAE 1020
13	Cover Gasket	Reinforced Graphite	
14	Pressure Equalizer pipe	Stainless steel	AISI 304
15	Upper Diaphragm Case	Cast Iron Cast Steel	ASTM A126 B ASTM A216 Gr WCB
16	Stem Bushing (2 1/2"~4" Cast steel Only)	Stainless steel	AISI 304
17	Diaphragm Plate stem	Stainless steel	AISI 304
18	Diaphragm Stem Guide	Stainless steel	AISI 304
19	Nut	Brass	
20	Lower Diaphragm Case	Cast Iron Cast Steel	ASTM A126 B ASTM A216 Gr WCB
21	Diaphragm Plate	Brass 1/2"~2" C.I. 2 1/2"~4"	ASTM B124(377) ASTM A126 B
22	Main Diaphragm (2ply)	Stainless steel	AISI 301
23	Bushing	CRS	AISI 1117
24	Tube & Orifice	Stainless steel	AISI 402F

번호	부품	재질	
25	Tubing Assembly	Copper Brass	
26	Plug(Cast Iron) (Cast Steel)	Brass Cast Steel	ASTM A105
27	Connector Stud	Stainless steel	AISI 304
28	Body Gasket	Copper	
40	Electric Pilot Adapter	Cast iron	DIN EN1563GGG40
43	Adjustment Screw	Stainless steel	AISI 304
44	Jam Nut	Brass	
45	Pilot Valve Spring	Cast steel	SAE 1060
46	Upper Diaphragm Case	Cast Iron Cast Steel	ASTM A126 B ASTM A216 Gr WCB
47	Lower Diaphragm Case	Cast Iron Cast Steel	ASTM A126 B ASTM A216 Gr WCB
48	Spring Plate	Cast steel	SAE 1020
49	Diaphragm	Stainless steel	ASTM B103
50	Diaphragm Plate	Stainless steel	ASTM B36
51	Spring Retainer Cup	Stainless steel	AISI Type 301
	Retaining Ring	Brass	ASTM B36
	Pilot Seat	Stainless steel	AISI 420
	Pilot Head	Stainless steel	AISI 440 B
	Pilot Stem	Stainless steel	AISI 303
	Spring	Stainless steel	AISI 302
	Pilot Seat Gasket	Stainless steel	AISI 304
57	Stem Guide	Stainless steel	AISI 304
58	Stem Guide Gasket	Stainless steel	AISI 304
60	Pilot Gasket	Reinforced Graphite	
62	Pilot Mounting Screws	Cast Steel	
63	Diaphragm Case Screws	Cast Steel	
61	Bolt	Cast Steel	
64	Nut	Cast Steel	