



TD42

Thermodynamic Steam Trap

Description

The TD42 is a maintainable thermodynamic steam trap.
 The TD42LC is specifically designed for relatively small condensate load and is, therefore, ideal for mains drainage applications.

Standards

This product fully complies with the requirements of the European Pressure Equipment Directive 2014/68/EU.

Certification

This product is available with a manufacturer's Typical Test Report.

Note: All certification/inspection requirements must be stated at the time of order placement.

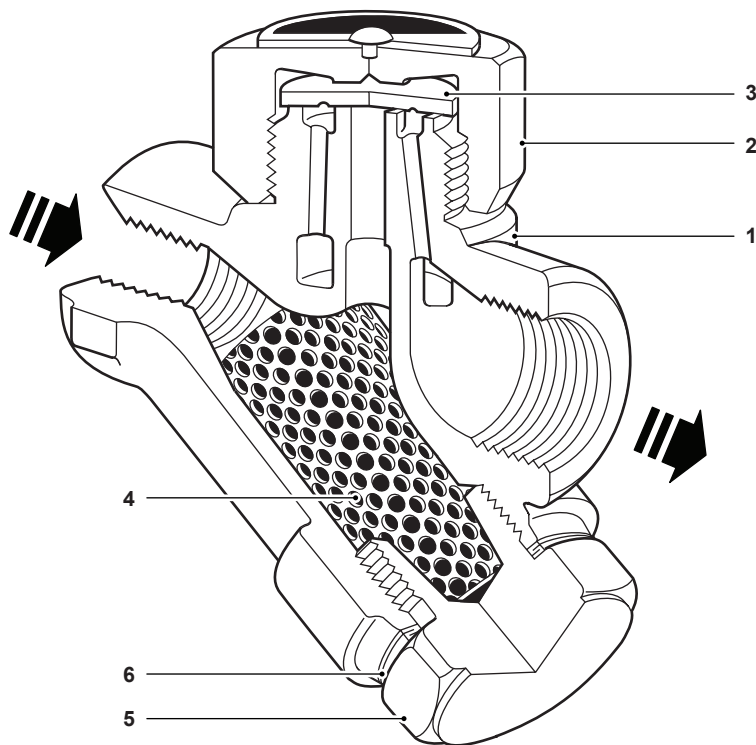
Sizes and pipe connections

3/8", 1/2" LC - Low Capacity, 1/2" and 3/4" screwed BSP T Rp (ISO 7-1) or NPT.

Optional extras

Insulating cover: to prevent the trap being unduly influenced by excessive heat loss such as when subjected to low outside temperatures, wind, rain, etc.

Integral blowdown valve: a BDV1 or BDV2 can be fitted to the strainer cap, alternatively the strainer cap can be drilled, tapped and plugged 3/8" BSP T Rp (ISO 7-1) or NPT.

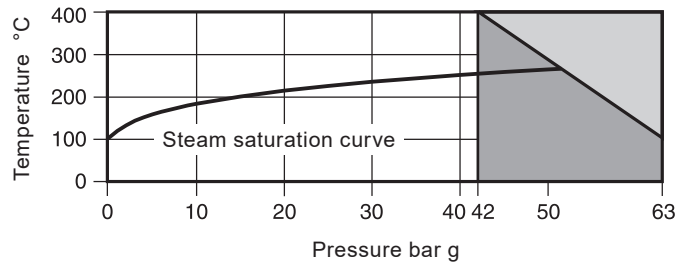


Materials

No.	Part	Material
1	Body	Stainless steel ASTM A743 Gr. CA 40
2	Cap	Stainless steel AISI 416
3	Disc	Stainless steel BS 1449 420 S45
4	Strainer screen	Stainless steel BS 1449 304 S16

No.	Part	Material
5	Strainer cap	Stainless steel AISI 416
6	Strainer cap gasket	Stainless steel BS 1449 304 S16
7	Insulating cover (optional extra)	Aluminium

Pressure/temperature limits

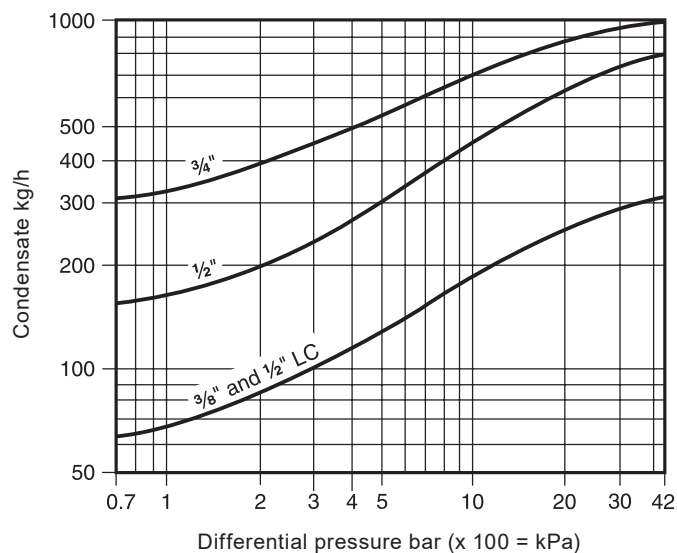


The product **must not** be used in this region.

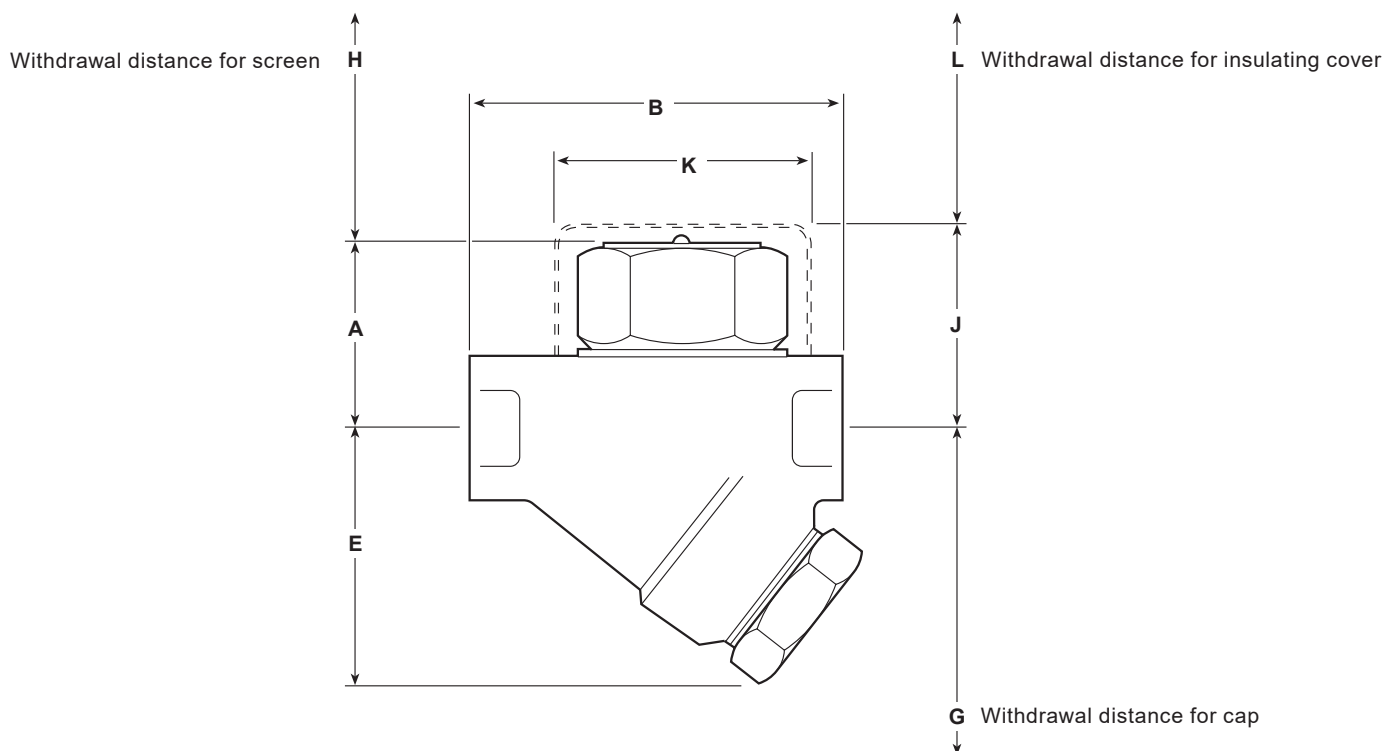
For optimum product performance the PMO should not exceed 42 bar g.

Body design conditions	PN63
PMA Maximum allowable pressure	63 bar g @ 100 °C
TMA Maximum allowable temperature	400 °C @ 42 bar g
Minimum allowable temperature	0 °C
PMO Maximum operating pressure	42 bar g recommended
TMO Maximum operating temperature	400 °C @ 42 bar g
Minimum operating temperature	0 °C
Note: For lower operating temperatures consult Spirax Sarco	
PMOB Maximum backpressure should not exceed 80% of the inlet pressure under any conditions of operation otherwise the trap may not shut-off.	
Minimum operating differential pressure for satisfactory operation	0.25 bar g
Product is safe for use under full vacuum conditions	
Designed for a maximum cold hydraulic test pressure of:	95 bar g

Capacities



Dimensions/weights (approximate) in mm and kg



Size	A	B	E	G	H	J	K	L	Weight
3/8"	41	78	55	85	41	57	57	38	0.75
1/2"LC	41	78	55	85	41	57	57	38	0.75
1/2"	41	78	55	85	41	57	57	38	0.80
3/4"	47	90	60	100	41	63	57	38	1.00

Safety information, installation and maintenance

For full details see the Installation and Maintenance Instructions (IM-P068-24) supplied with the product.

Installation note

The TD42 is designed for installation with the capsule in a horizontal plane with the cover at the top.

It is recommended that a non-return valve is fitted when discharging condensate into return lines where backpressure is experienced.

It is also recommended that a diffuser is fitted when discharging to atmosphere.

For ease and maintenance, consideration should be given to fitting isolation valves upstream and downstream of the steam trap.

Disposal

The product is recyclable. No ecological hazard is anticipated with the disposal of this product, providing due care is taken.

How to order

Example: 1 off 1/2" Spirax Sarco TD42 thermodynamic steam trap having screwed BSP T Rp (ISO 7-1) connections.

Spare parts

The spare parts available are shown in solid outline. Parts drawn in a grey line are not supplied as spares.

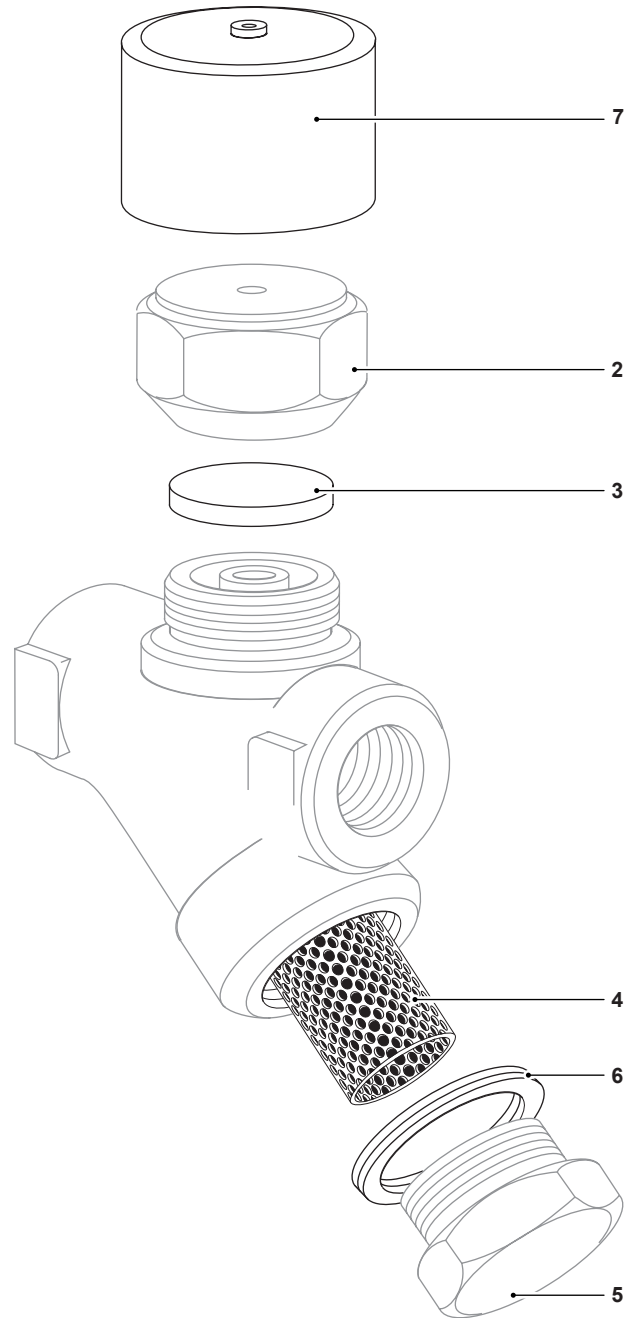
Available spares

Disc (packet of 3)	3
Strainer screen and gasket	4, 6
Insulating cover	7
Strainer cap gasket (packet of 3)	6



How to order spares

Always order spares by using the description given in the column headed 'Available spares' and state the size and type of trap.

Example: 1 - Strainer screen and gasket for a Spirax Sarco ½" LC TD42 thermodynamic steam trap.



Recommended tightening torques

Item	Part	 or mm		N m
2	(TD42LC)	36		135 - 150
	(TD42)	41		180 - 200
5		32	M28	170 - 190