



Cert. No. LRQ 0963008

ISO 9001

spirax sarco

TI-P130-11
ST Issue 5

SG13 Brass Sight Glass

Description

The SG13 is a maintainable brass multi-window sight glass with a cylindrical viewing window and screwed connections. The sight glass monitors the discharge downstream of steam traps in pressurised condensate return lines. It is screwed directly into the steam trap providing a modular monitoring system, thus eliminating the need for a connecting nipple, minimising joints and potential leak paths.

The sight glass can also be installed in process lines to provide a visual indication of flow.

Standards

This product fully complies with the requirements of the European Pressure Equipment Directive 97/23/EC.

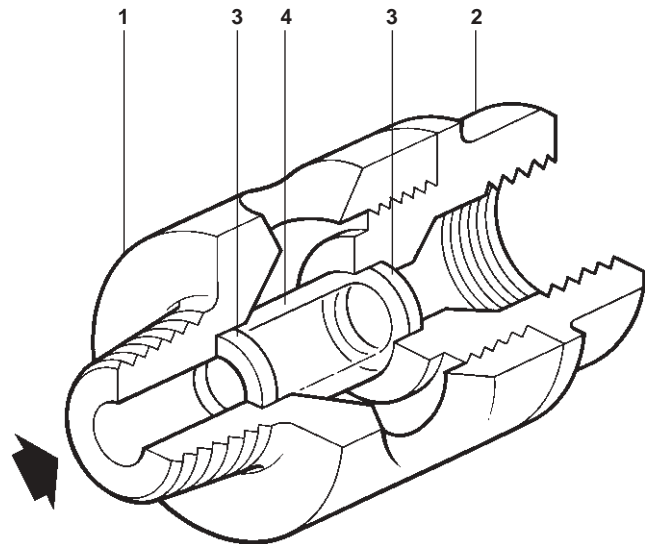
Certification

This product is available with certification to EN 10204 2.2.

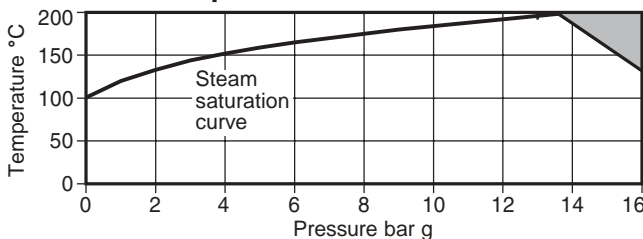
Note: All certification/inspection requirements must be stated at the time of order placement.

Sizes and pipe connections

½", ¾" and 1" screwed BSP male taper/female parallel to BS 21 or screwed NPT male/female to ANSI B 1.20.1.



Pressure / temperature limits



The product **must not** be used in this region.

Body design conditions	PN16
PMA Maximum allowable pressure @ 130°C	16 bar g
TMA Maximum allowable temperature @ 13.5 bar g	200°C
Minimum allowable temperature	-20°C
PMO Maximum operating pressure for saturated steam service	13 bar g
TMO Maximum operating temperature	200°C
Minimum operating temperature	0°C
Note: For lower temperatures consult Spirax Sarco.	
Designed for a maximum cold hydraulic test pressure of 24 bar g	
PTMX Maximum test pressure (steam service)	13 bar g

K_v value

Size	½"	¾"	1"
K _v	2.5	2.5	2.5

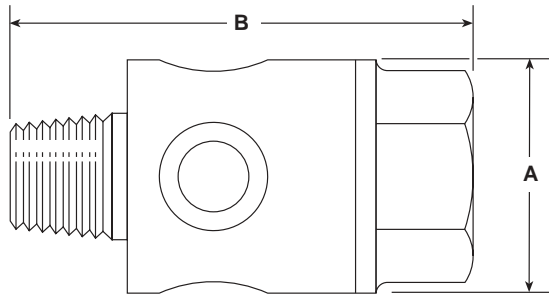
For conversion: $C_v(\text{UK}) = K_v \times 0.963$ $C_v(\text{US}) = K_v \times 1.156$

Materials

No.	Part	Material
1	Body	Brass BS 2874 CZ 121
2	End connection	Brass EN 12165 CW617N
3	Sight tube gasket	Virgin PTFE/fluorocarbon
4	Sight glass tube	Borosilicate glass

Dimensions/weights (approximate) in mm and kg

Size	A	B	Weight
½"	41	78.0	0.42
¾"	41	89.5	0.53
1"	41	98.0	0.75



Safety information, installation and maintenance

For full details see the Installation and Maintenance Instructions (IM-S32-04) supplied with the product.

Warning:

Under certain conditions corrosive elements in condensate can affect the inside face of the sight tube, particularly where caustic alkali and hydrofluoric acid are present. It is recommended that the sight glass is periodically checked for thinning of the sight tube. If there is evidence of thinning or erosion damage then the sight tube should be replaced immediately. Always wear eye protection when viewing the contents of the sight glass.

Reasonable steps should be taken to protect personnel from injury in the unlikely event that the sight tube breaks.

Installation note:

The tapered thread of the sight glass is screwed directly into the discharge side of the steam trap. Although the sight glass can be fitted in any plane, installation and flow direction will be dictated by the design and operation of the steam trap.

Disposal

The product is recyclable. No ecological hazard is anticipated with disposal of this product providing due care is taken. However if the recycling process involves a temperature approaching 315°C caution is advised regarding decomposition of the virgin PTFE / fluoro carbon sight tube gasket.

How to order

Example: 1 off Spirax Sarco ½" SG13 sight glass having screwed BSP connections.

Spare parts

The spare parts available are shown in heavy outline. Parts drawn in broken line are not supplied as spares.

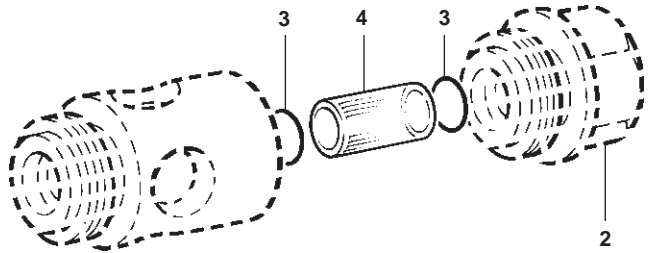
Available spares

Sight glass assembly	3 (2 off), 4
----------------------	--------------


How to order spares

Always order spares by using the description given in the column headed 'Available spares'. Since the sight glass assembly is the same for all three sizes, it will always be:-

Example: 1 off Sight glass assembly for a Spirax Sarco SG13 sight glass.



Recommended tightening torques

Item	Size		N m
2	½" - DN15	32 A/F	35 - 40
	¾" - DN20	36 A/F	35 - 40
	1" - DN25	46 A/F	35 - 40