



MSC-210 Long Pitch Manifold for Condensate Collection

Description

A range of forged carbon steel compact manifolds for steam condensate collection duty. It is a component designed for use on manifold systems for ease of assembly of screwed PC3000 and PC4000 pipeline connectors.

Certification

The product is available with certification to EN 10204 3.1.
Note: All certification/inspection requirements must be stated at the time of order placement.

Available types, sizes and pipe connections

The **MSC-210 with 210 mm pitch** manifold is available with the following port connections.
 ½" screwed NPT, ¾" screwed NPT, ½" socket weld and ¾" socket weld to ASME B16.11 Class 3000 ports are available as standard.

The condensate return connection is 1½" socket weld to ASME B 16.11 Class 3000 as standard.

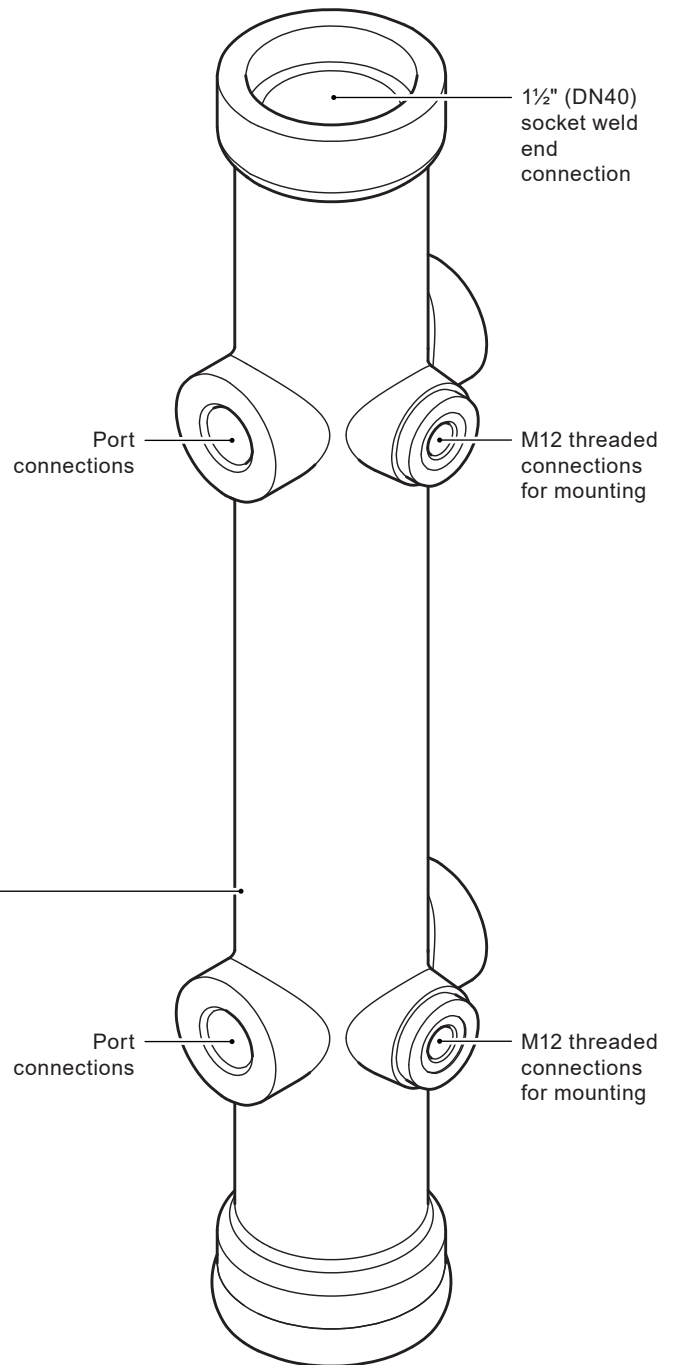
Optional extras

The following are available at extra cost:

- Mounting kit comprising of studs, spacers and nuts.

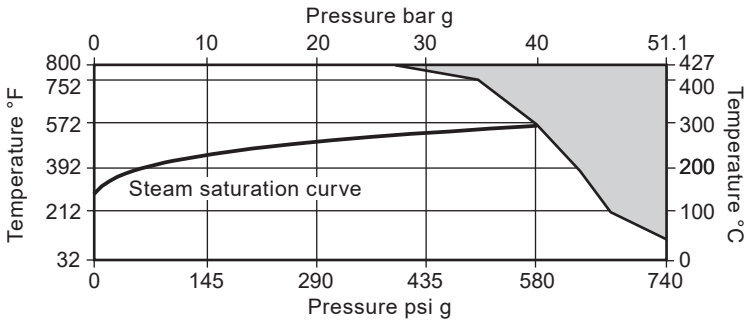
Materials

No.	Part	Material
1	Body	Carbon steel ASTM A105N/A350 LF2 CL1



MSC-210
 shown having socket weld connections

Pressure/temperature limits

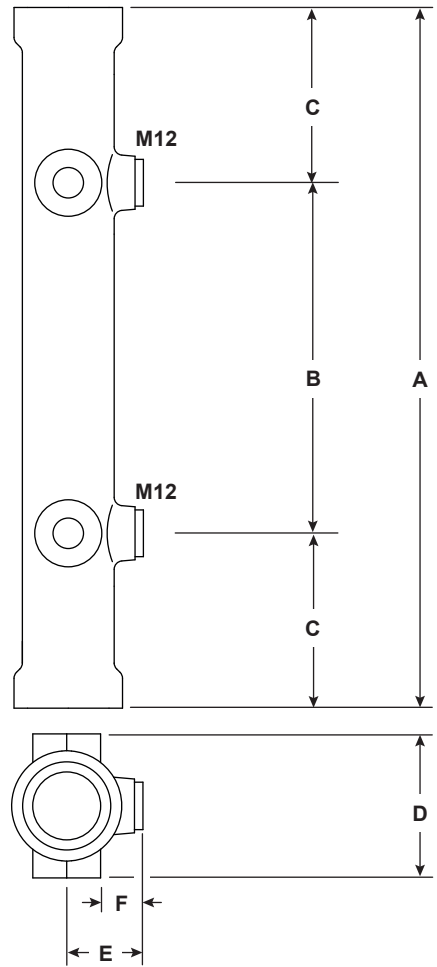


The product **must not** be used in this region.

Body design conditions		ASME B16.5 Class 300	
PMA	Maximum allowable pressure	741 psig @ 100 °F	(51.1 bar g @ 38 °C)
TMA	Maximum allowable temperature	801 °F @ 410 psi g	(427 °C @ 28.3 bar g)
Minimum allowable temperature		-51 °F	(-46 °C)
PMO	Maximum operating pressure	741 psi g @ 100 °F	(51.1 bar g @ 38 °C)
TMO	Maximum operating temperature	801 °F @ 410 psi g	(427 °C @ 28.3 bar g)
Maximum operating pressure for saturated steam service		605 psi g	(41.7 bar g)
Minimum operating temperature		32 °F	(0 °C)
Note: For lower operating temperatures consult Spirax Sarco			
Designed for a maximum cold hydraulic test pressure of		1204 psi g	(83 bar g)

Dimensions/weights (approximate) in inches (mm) and lbs (kg)

A	B	C	D	E	F	Weight
16.5	8	4.1	3.3	1.8	1	22
(419)	(203)	(104)	(84)	(46)	(25)	(10)

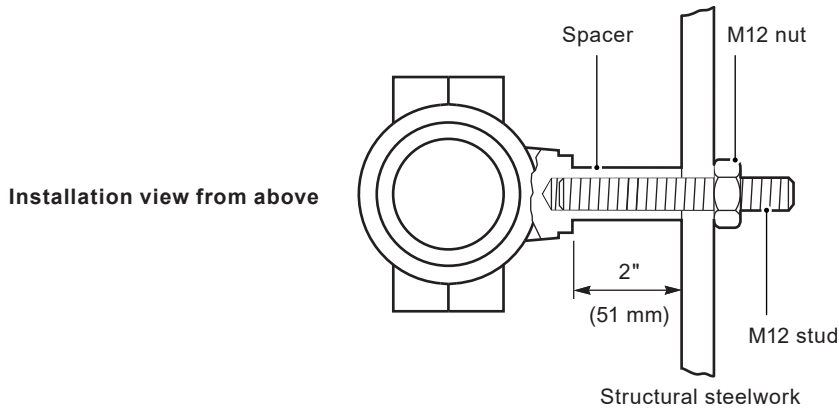


Safety information, installation and maintenance

For full details see the Installation and Maintenance Instructions supplied with the product.

General

These manifolds have been designed for vertical installation. The back is provided with threaded connections M12 for ease of installation by attaching to a supporting structure.



Mounting kits

The manifold is generally conveniently attached to the structural steelwork supporting the plant. For ease of insulation it is recommended that spacers are fitted to give the manifold a stand-off of at least 2" (51 mm).

For convenience the following set of mounting kit is available:

- A single set comprising 2 off each stud, nut and spacer suitable for installing one MSC-210.

After installation it is recommended that the manifold is insulated to minimise heat losses and to protect personnel from burn risks.

Condensate collection duty

The recommended installation is with the condensate outlet at the top. The bottom of the manifold should be fitted with a stop valve for blowdown purposes. Again, we recommend that a diffuser is fitted.

How to order

Example:

1 off Spirax Sarco MSC-210 steam condensate collection manifold, with 8" (203 mm) pitch, Dual Certified ASTM A105N/350LF2 forged carbon steel body with 4 x 3/4" socket weld connections to ASME B 16.11 Class 3000. Complete with EN 10204 3.1 certification.

Spare parts

The spare parts available are detailed below.

Available spares

Mounting kit (See above) - A single set comprising 2 off each stud, nut and spacer suitable for installing one MSC-210
