



Spirax Sarco Insulation Jackets

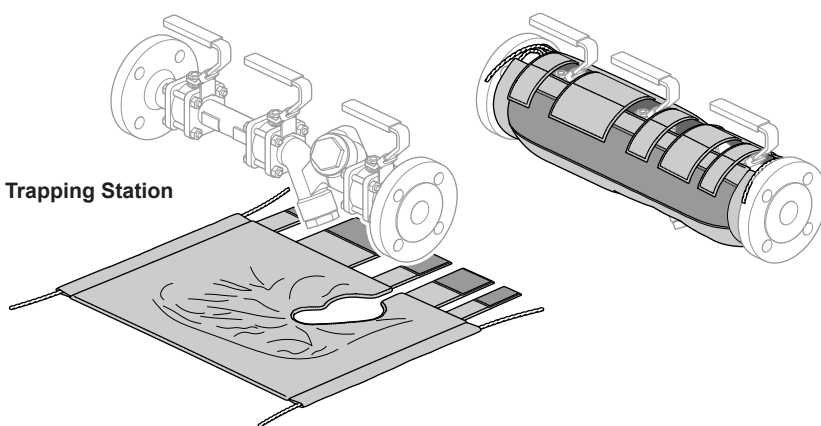
Description

Spirax Sarco Insulation Jackets are designed to fit select products within the steam and condensate loop. They are engineered to conform tightly to various body geometries, providing high heat retention and low external touch temperatures, helping to contribute to sustainability goals.

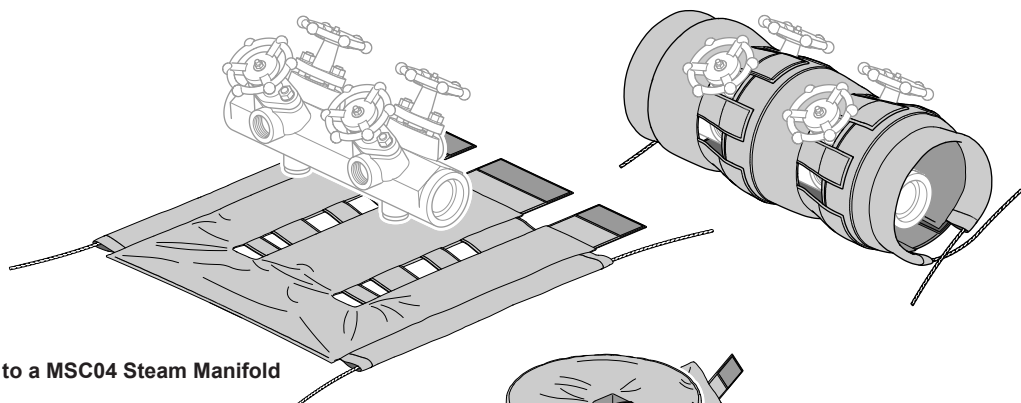
Additional benefits include potential financial savings and a reduction in condensate volume, resulting in improved steam delivery to the point of use, thus reducing steam generation requirements.

The Insulation Jackets are highly water-resistant, making them suitable for both indoor and outdoor installations. They are easy to fit and remove, allowing quick access to the insulated products.

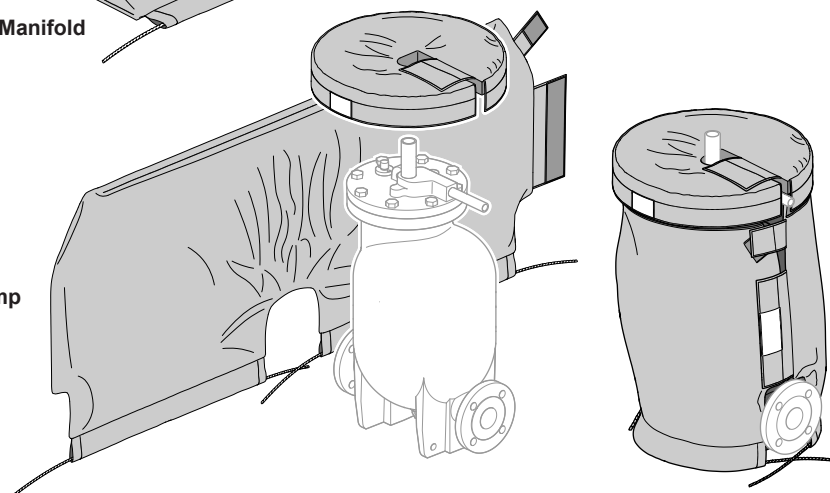
Insulation Jacket shown fitted to a STS17.2 Steam Trapping Station



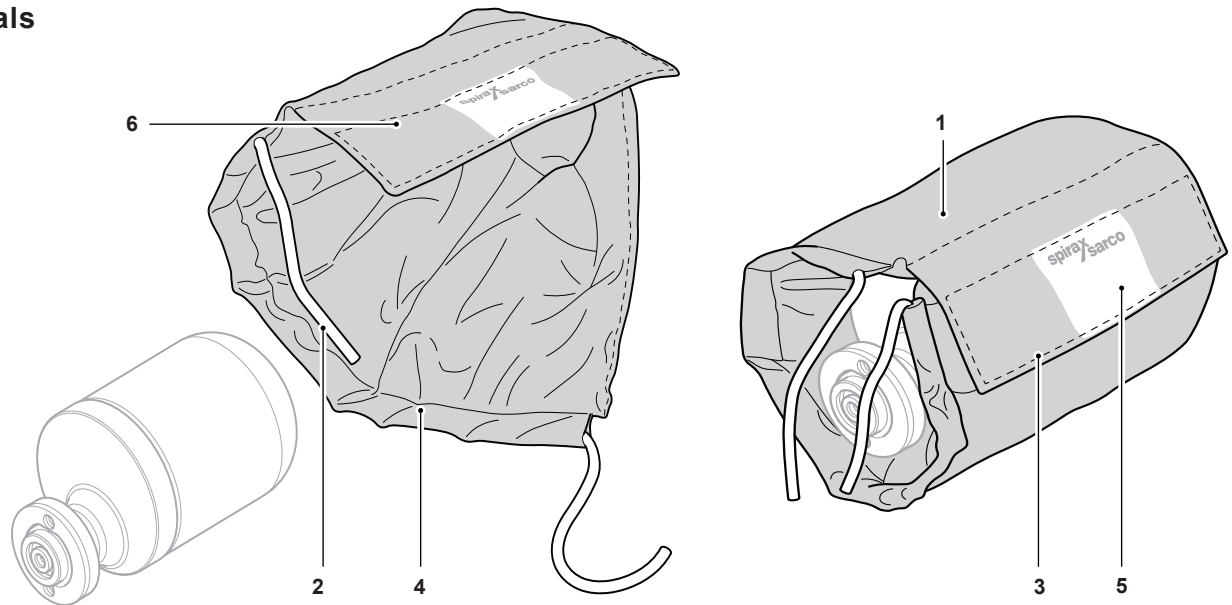
Insulation Jacket shown fitted to a MSC04 Steam Manifold



Insulation Jacket fitted to a MFP14 Automatic Pump



Materials



No.	Part	Material
1	Inner and outer cover surface	Silicone rubber coated glass fibre
2	Draw cords	Kevlar
3	Stitching	Polyester cotton
4	Insulation	Mineral fibre
5	Label	Nylon
6	Sealing	Hook and loop tape fastener

Limiting conditions

	Standard	High Temperature
Maximum product surface temperature	240 °C	425 °C

Product variants (Non exclusive)

	Standard	High Temperature
Separators	S1, S3, S13, S12, S5, S6, S7, S8	S5, S6
Steam traps	STS17.2, FT14, FT43/44/46/47, UFT14HC, UFT32	-
Pressure reducing valves	DRV, DEP, BRV, DP, SRV2S, BRV2S	-
Condensate pumps and packages	MFP14, APT10, MFP PPU, APT PPU, CRU	-
Isolation and control valves	HV3, A3S/A3SS, BSA, DBB3, QLM/D, Spira-Trol KE/KEA, NS, NSRA	BSA, DBB3, Spira-Trol KE 4/6/7
Flanges	DN15 - DN400	DN15 - DN400
Manifolds	MSC04, MSC08, MSC12	MSC04, MSC08, MSC12
Strainers	FIG 12/14/16/34/36/37/3616/3716	FIG 18/34/36
Ball valves	M10S, M21S	-
Flash vessel	FV6, FV8, FV12, FV15, FV18	-
Culinary steam	CSF16	-
Self acting valves	SB/BX, NS, KA3, KB3, KA4, KA5, KA6, KX, KY	-
Check valves	DCV	-
Humidification	Humidifiers	-

Safety information

Safe operation of this product can only be guaranteed if it is properly installed and maintained by qualified personnel. General installation and safety instructions for pipeline and plant construction, as well as the proper use of tools and safety equipment must also be complied with.

For further information please refer to IM-GCM-10 for general steam system safety information.

Installation

Extra care must be taken if the jacketed product is in operation as it is likely to be operating at steam temperature. Ensure that adequate personal protection equipment is used to avoid injury.

Once the product has been installed, the insulation jacket can be fitted. Whilst supporting its weight secure the jacket in position with the Velcro flaps, ensuring the jacket is centralised and is correctly covering the product. Finally pull and securely tie the draw cords.

If a Spiratec sensor or blowdown valve is fitted, ensure that the access hole in the bottom of the jacket is aligned. Reconnect any cables, being careful not to lead it on the inside of the jacket as the heat from the product may cause damage.

Spare parts

There are no spare parts available for the insulation jackets. If a jacket is damaged it is recommended to replace.

Handling

When the jacket is new, the insulation material is fully enclosed between the inner and outer layers, secured by stitching. In this condition, no special protective clothing is required for handling.

However, if the inner or outer faces have become damaged or unstitched, exposing the insulation material, suitable protective clothing (e.g. gloves, safety glasses, face mask and overalls) should be worn.

Disposal

This product is not recyclable and is non-combustible. For disposal purposes, consider the product to be mineral fibre and dispose of in accordance with local regulations.

How to order

When ordering an insulation jacket please specify the product model and size for correct jacket selection as per example below :

Example: 1 off STS17.2 insulation jacket to fit a DN25 STS17.2 Steam Trapping Station.

For product variants not identified in this Technical Information Sheet, please contact your local Spirax Sarco Representative