



## DCV3, DCV3LT and DCV3 Food+ Disc Check Valves

### Description

The DCV3 and DCV3LT disc check valves are of the wafer pattern designed to be sandwiched between flanges. They are suitable for use on a wide range of fluids for applications in process lines, hot water systems, steam and condensate systems etc. Face-to-face dimensions conform to EN 558 part 1, series 49.

As standard they will be supplied with a metal-to-metal seat for use on steam applications. Where they are being used on oil, air, gas and water applications, alternative seat material is available - see 'Optional extras'.

### Optional extras

#### Heavy duty springs

(700 mbar opening pressure, up to DN65) for boiler feed applications.

**Viton soft seats** for oil, air and gas applications.

**EPDM soft seats** for water applications.

### Standards

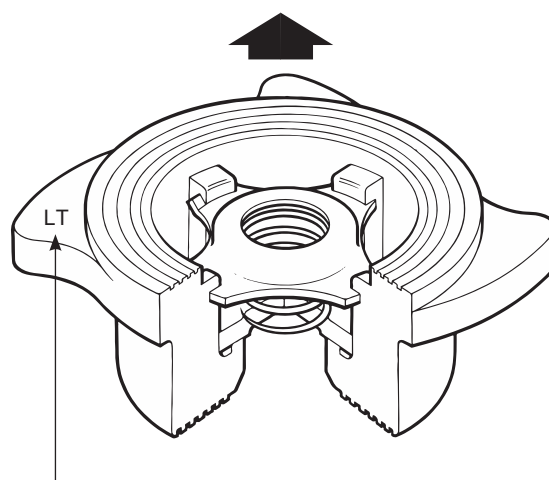
These products fully comply with the requirements of the EU Pressure Equipment Directive/UK Pressure Equipment (Safety) Regulations.

### Standard shut-off

Standard valves conform to EN 12266 rate E.

Valves conforming to EN 12266 rate D are available on request.

Soft seated versions meet EN 12266 rate A, providing a differential pressure exists.



The DCV3LT is supplied with 'LT' stamped on the unit.

### Certification

These products are available with a Typical Test Report.

The products are also available with certification to EN 10204 3.1.

**Note:** All certification/inspection requirements must be stated at the time of order placement.

Food+ can be supplied with material Certification for all wetted parts at extra cost.

**Note:** All certification/inspection requirements must be stated at the time of order placement.

### DCV3 Food+ DN15 to 100 metal seat and EPDM seat range available with a food contact regulation Declaration of Compliance

Designed, manufactured and approved for Steam and Condensate applications, the DCV3 metal seat and EPDM seat range Food+ product complies with:

- (EC)1935:2004 Materials and Articles Intended to come into Contact with Food
- (EC)2023:2006 Good Manufacturing Practice for Materials and Articles Intended to come into Contact with Food
- (EU)10/2011 Plastic Materials and Articles Intended to come into Contact with Food
- FDA Code of Federal Regulations - title 21 - Food and Drugs

This product is intended to be connected into a system that can operate a food contact compliant process.

A list of the materials that could come directly or indirectly into contact with foodstuffs can be found in the Declaration of Compliance available for this product.

## Sizes and pipe connections

DN15, DN20, DN25, DN32, DN40, DN50, DN65, DN80 and DN100.

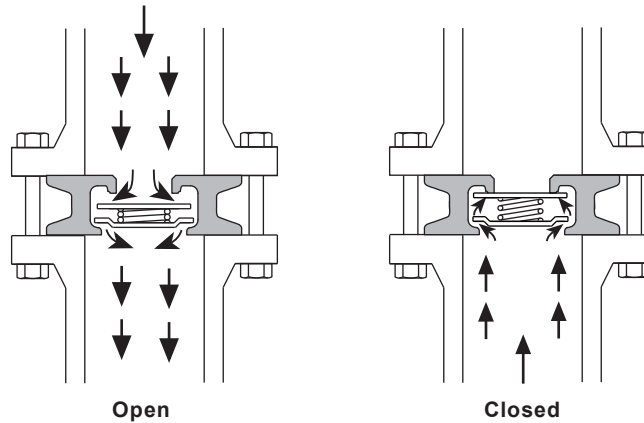
Suitable for installation between BS 10 Tables 'E' and 'H', EN 1092 PN6, PN10, PN16, PN25 and PN40; JIS 5, JIS 10, JIS 16, JIS 20 flanges with the following exceptions:

DN40, DN50, DN80 and DN100 - will not fit between JIS 5 flanges.

DN65 and DN80 - will not fit between BS 10 'E' flanges.

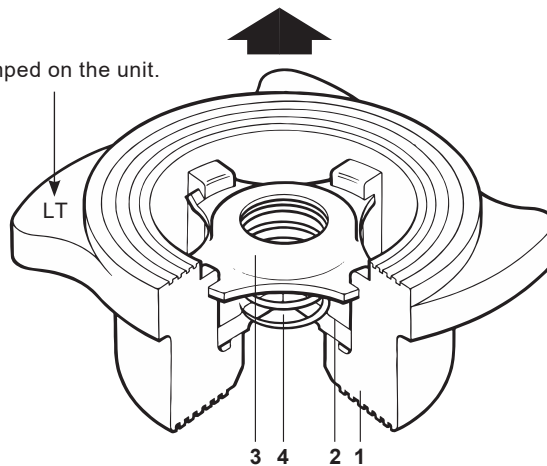
## Operation

Disc check valves are opened by the pressure of the fluid and closed by the spring as soon as the flow ceases and before the reverse flow occurs.



## Materials

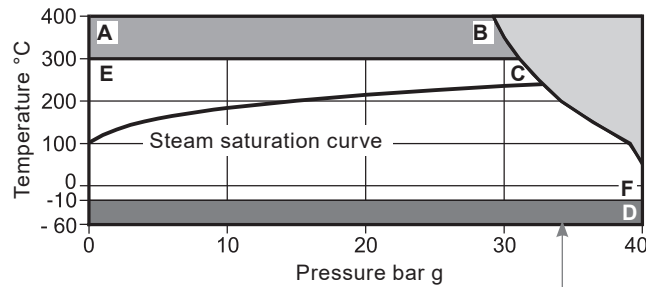
The DCV3LT is supplied with 'LT' stamped on the unit.



No.	Part	Material	
1	Body	Austenitic stainless steel	WS 1.4581
2	Disc	Austenitic stainless steel	ASTM A276 316
3	Spring retainer	Austenitic stainless steel	BS 1449 316 S11
	Standard spring	Austenitic stainless steel	BS 2056 316 S42
4	Heavy duty spring	Austenitic stainless steel	BS 2056 316 S42
	High temperature spring	Nickel alloy	Nimonic 90

**Note:** Special testing to allow lower temperature operation can be provided at extra cost. Consult Spirax Sarco.

## Pressure/temperature limits



Only the DCV3LT can be used down to -60 °C

The product **must not** be used in this region.

Use either a DCV3 with high temperature spring or DCV3/DCV3LT without spring for use in this area.

**A-B-F** DCV3 without spring and with high temperature spring.

**A-B-D** DCV3LT without spring.

**E-C-F** DCV3 with standard spring and heavy duty spring.

**E-C-D** DCV3LT with standard spring and heavy duty spring.

**Please note:** The figures displayed are only relevant when a metal-to-metal seat is used. If Viton or EPDM seats are used the product is restricted to the limits of the seat material chosen.

Body design conditions		PN40
PMA	Maximum allowable pressure	40 bar g @ 50 °C
TMA	Maximum allowable temperature	400 °C @ 31.2 bar g
Minimum allowable temperature	DCV3	-10 °C
	DCV3LT	-60 °C
PMO	Maximum operating pressure (metal-to-metal seat)	40 bar g @ 50 °C
TMO	Standard spring (including Food+ metal seat)	300 °C @ 33.3 bar g
	Heavy duty spring (including Food+ metal seat)	300 °C @ 33.3 bar g
	High temperature spring (including Food+ metal seat)	DCV3 only 400 °C @ 31.2 bar g
	Without spring (including Food+ metal seat)	400 °C @ 31.2 bar g
Minimum operating temperature	DCV3	-10 °C
<b>Note:</b> For lower operating temperatures consult Spirax Sarco	DCV3LT	-60 °C
Temperature limits	Viton seat	-25 °C to +205 °C
	EPDM seat (including Food+ EPDM seat)	-40 °C to +120 °C
Designed for a maximum cold hydraulic test pressure of		60 bar g

## Kv values

DN	15	20	25	32	40	50	65	80	100	For conversion: C <sub>v</sub> (UK) = K <sub>v</sub> x 0.963 C <sub>v</sub> (US) = K <sub>v</sub> x 1.156
Kv	4.4	6.8	10.8	17	26	43	60	80	113	

## Opening pressures in mbar

Differential pressures with zero flow for standard and high temperature springs.

→ Flow direction	DN	15	20	25	32	40	50	65	80	100
↑		25	25	25	27	28	29	30	31	33
→		22.5	22.5	22.5	23.5	24.5	24.5	25	25.5	26.5
↓		20	20	20	20	20	20	20	20	20

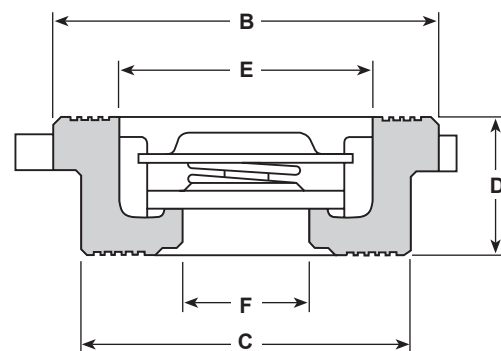
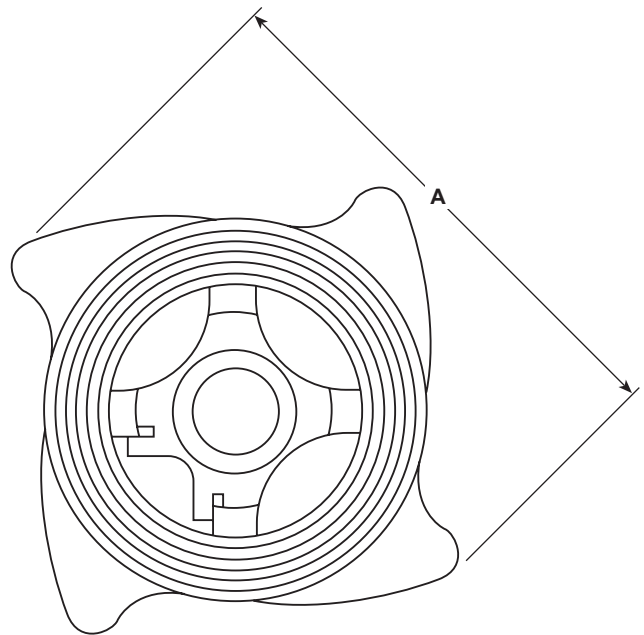
Where lowest opening pressures are required, valves without springs can be installed in vertical pipes with bottom-to-top flow.

Without spring	↑	2.5	2.5	2.5	3.5	4	4.5	5	5.5	6.5
----------------	---	-----	-----	-----	-----	---	-----	---	-----	-----

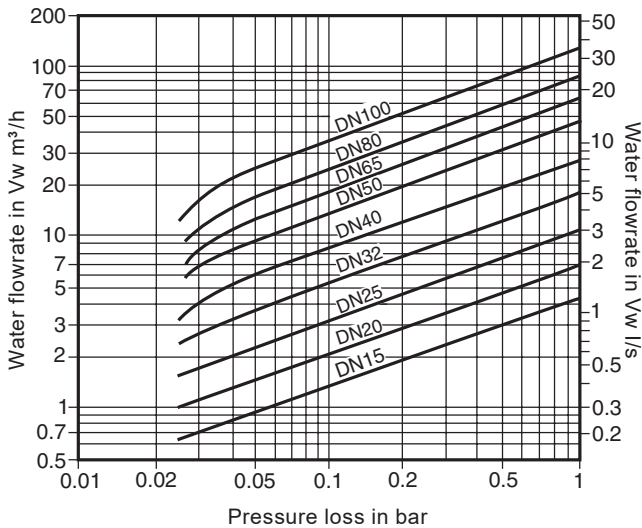
Heavy duty springs approximately 700 mbar

## Dimensions/weights (approximate) in mm and kg

Size	A	B	C	D	E	F	Weight
DN15	60.0	43	38	16.0	29.0	15	0.13
DN20	69.5	53	45	19.0	35.7	20	0.19
DN25	80.5	63	55	22.0	44.0	25	0.32
DN32	90.5	75	68	28.0	54.5	32	0.55
DN40	101.0	85	79	31.5	65.5	40	0.74
DN50	115.0	95	93	40.0	77.0	50	1.25
DN65	142.0	115	113	46.0	97.5	65	1.87
DN80	154.0	133	128	50.0	111.5	80	2.42
DN100	184.0	154	148	60.0	130.0	100	3.81



## Pressure loss diagram



Pressure loss diagram with open valve at 20 °C. The values indicated are applicable to spring loaded valves with horizontal flow. With vertical flow, insignificant deviations occur only within the range of partial opening. The curves given in the chart are valid for water at 20 °C. To determine the pressure for other fluids the equivalent water volume flowrate must be calculated and used in the graph.

$$\dot{V}_w = \sqrt{\frac{\rho}{1000}} \times \dot{V}$$

**Where:**  $\dot{V}_w$  = Equivalent water volume flow in l/s or m³/h

$\rho$  = Density of fluid kg/m³

$\dot{V}$  = Volume of fluid l/s or m³/h

Pressure loss information for steam, compressed air and gases is available from Spirax Sarco.

## How to order

Example: 1 off Spirax Sarco DN50, DCV3 austenitic stainless steel disc check valve for fitting between EN 1092 PN25 flanges.

## Safety information, installation and maintenance

For full details see the Installation and Maintenance Instructions (IM-P134-08) supplied with the product.

DCV disc check valves must be fitted in accordance with the direction of flow arrow indicating correct fluid flow direction. When fitted with a spring they can be installed in any plane. When supplied without a spring they must be fitted in a vertical flow line with the flow from bottom-to-top.

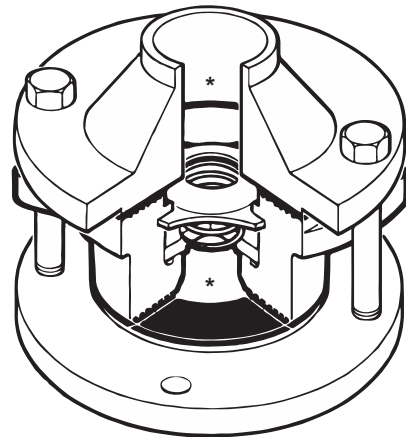
The 'cam' design of the body allows the various flange types to be accommodated. The body is rotated to touch the flange joint bolts ensuring that the valve is centred in the pipeline.

**\* Note:** Flanges, bolts (or studs), nuts and joint gaskets are to be provided by the installer. Disc check valves are non-maintainable (no spares are available). Disc check valves are not suitable for use where heavily pulsating flow exists, such as close to a compressor.

Various options are denoted by a marking on the valve body:

'N'	– High temperature spring	– Standard metal disc
'W'	– Without spring	– Standard metal disc
'H'	– Heavy duty spring	– Standard metal disc
'V'	– Standard spring	– Viton soft faced disc
'E'	– Standard spring	– EPDM soft faced disc
'WV'	– Without spring	– Viton soft faced disc
'WE'	– Without spring	– EPDM soft faced disc
'HV'	– Heavy duty spring	– Viton soft faced disc
'HE'	– Heavy duty spring	– EPDM soft faced disc
'T'	– Valves tested to EN 12266 rate D	

No identification indicates a standard spring with a metal disc.



## Disposal

If a product which contains a Viton component has been subjected to a temperature approaching 315 °C or higher, then it may have decomposed and formed hydrofluoric acid. Avoid skin contact and inhalation of any fumes as the acid will cause deep skin burns and damage to the respiratory system. Viton must be disposed of in a recognised manner as stated in the Installation and Maintenance Instructions (IM-P134-08). No other ecological hazard is anticipated with the disposal of this product providing due care is taken.