



Cert. No. LRQ 0963008

ISO 9001

spirax sarco

TI-P149-14

ST Issue 1

AES14, AES14S and AES14E

Austenitic Stainless Steel

Automatic Air Vents for Liquid Systems

Description

The AES14, AES14S and AES14E are austenitic stainless steel ball float type air vents for liquid systems.

They are available with Viton, stainless steel and EPDM valve cones respectively.

The connections are in the vertical plane for flow upwards.

Body and cover castings are produced by a TÜV approved supplier in accordance with AD-Merkblatt WO/TRD100.

Available types

AES14 fitted with a viton valve cone.

AES14S fitted with a stainless steel valve cone.

AES14E fitted with an EPDM valve cone.

Standards

These products fully comply with the requirements of the European Pressure Equipment directive 97/23/EC and carry the **CE** mark when so required.

Certification

This product is available with certification to EN 10204 3.1.B.

Note: All certification/inspection requirements must be stated at the time of order placement.

Sizes and pipe connections

½" and ¾" Screwed BSP (BS 21 and DIN 2999) or NPT (ANSI B 1.20.1).

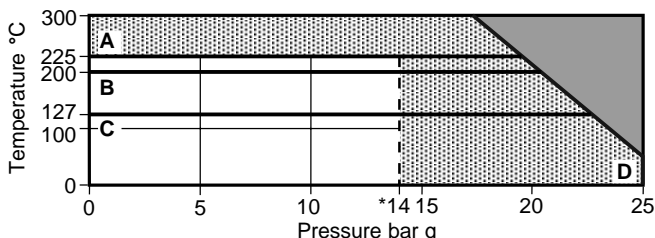
½" and ¾" Socket weld ends to ANSI B 16.11, BS 3799 Class 3000 and DIN 3239.

Note: For alternative connections please consult Spirax Sarco.

Limiting conditions (ISO 6552)

Body design conditions	PN25
PMA - Maximum allowable pressure	25 bar g
TMA - Maximum allowable temperature	300°C
PMO - Maximum operating pressure	14 bar g
	AES14 200°C
TMO - Maximum operating temperature	AES14S 225°C
	AES14E 127°C
Minimum operating temperature	-20°C
Note: For lower operating temperatures consult Spirax Sarco.	
Designed for a maximum cold hydraulic test pressure of	37.5 bar g
Minimum specific gravity of liquid	0.75

Operating range

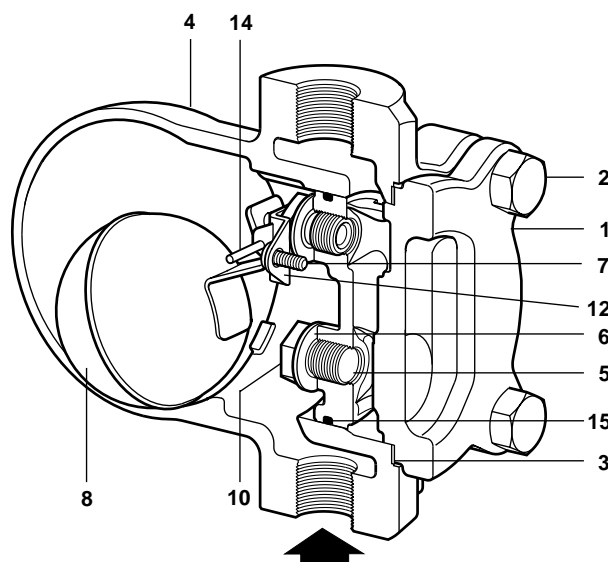


The product must not be used in this region.

The Viton and EPDM soft seat versions should not be used in this region or beyond their maximum operating temperature as damage to the internals may occur.

*PMO Maximum operating pressure 14 bar g.

A - D AES14S
B - D AES14
C - D AES14E



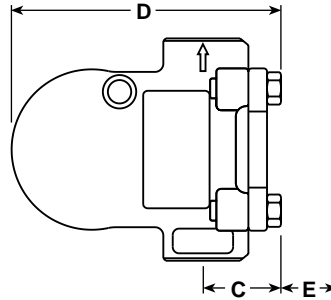
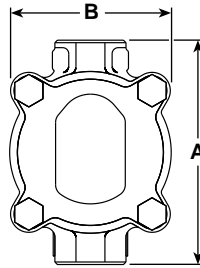
Materials

No. Part	Material
1 Body	Austenitic stainless steel (316) EN 10213-4 (1.4408) ASTM A351 CF8M
2 Cover bolts	Stainless steel BS EN 3506 A2-70
3 Cover gasket	Reinforced exfoliated graphite
4 Cover	Austenitic stainless steel (316) EN 10213-4 (1.4408) ASTM A351 CF8M
5 Main valve seat	Stainless steel BS 970 431 S29
6 Main valve seat gasket	Stainless steel
7 Main valve assembly screws	Stainless steel
8 Ball float and lever	Stainless steel BS 1449 304 S16
	AES14 Viton
* 9 Valve cone	AES14S Stainless steel AISI 440B
	AES14E EPDM
10 Blanking plug	Stainless steel
12 Pivot frame	Stainless steel
14 Pivot pin	Stainless steel
15 'O' ring	Grey viton complies with FDA CFR Title 21, Para 177, Section 2600

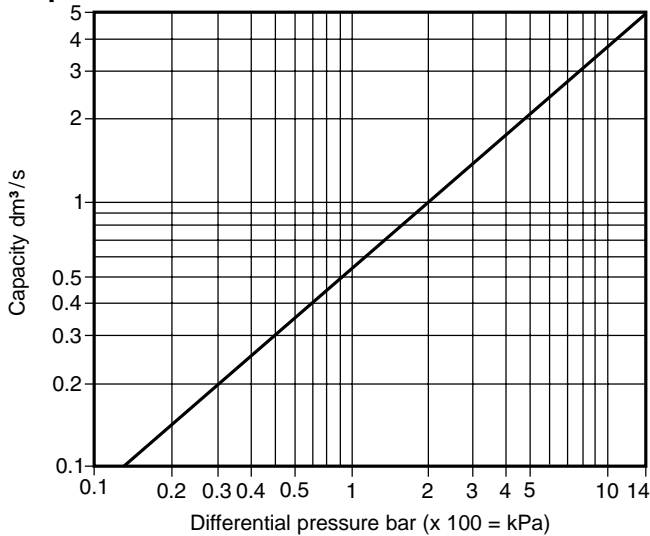
* **Note:** Item 9 is clearly identified overleaf.

Dimensions/weights (approximate) in mm and kg

Size	A	B	C	D	E Withdrawal distance	Weight
½"	135	97	48	162	135	3.73
¾"	135	97	48	162	135	3.73



Capacities



Safety information, installation and maintenance

For full details see the Installation and Maintenance Instructions (IM-P149-15) supplied with the product.

How to order

Example: 1 off Spirax Sarco ½" AES14 austenitic stainless steel automatic air vent having screwed BSP connections.

Spare parts

The spare parts available are shown in heavy outline. Parts drawn in broken line are not supplied as spares.

Available spares

Maintenance kit	AES14	3, 5, 6, 7 (2 off) 8, 9, 12, 14, 15
	AES14S	3, 5, 6, 7 (2 off) 8, 9, 12, 14, 15
	AES14E	3, 5, 6, 7 (2 off) 8, 9, 12, 14, 15
Seal kit	(packet of 3)	3, 15, 9*



***Note:** One of each EPDM and Viton valve cones are supplied to fit as required.

How to order spares

Always order spares by using the description given in the column headed 'Available spares' and state the size and type of trap.

Example: 1 - Maintenance kit for a Spirax Sarco ½" AES14 austenitic stainless steel automatic air vent.

Recommended tightening torques

Item	Part	 or  mm	N m
* 2	Cover bolts	M10 x 30	20 - 25
5	Main valve seat	17 A/F	50 - 55
7	Main valve assembly screws	Pozidrive M4 x 6	2.5 - 3.0
* 10	Blanking plug	17 A/F	50 - 55

* **Note:** Items 2 and 10 are not available as spares.

