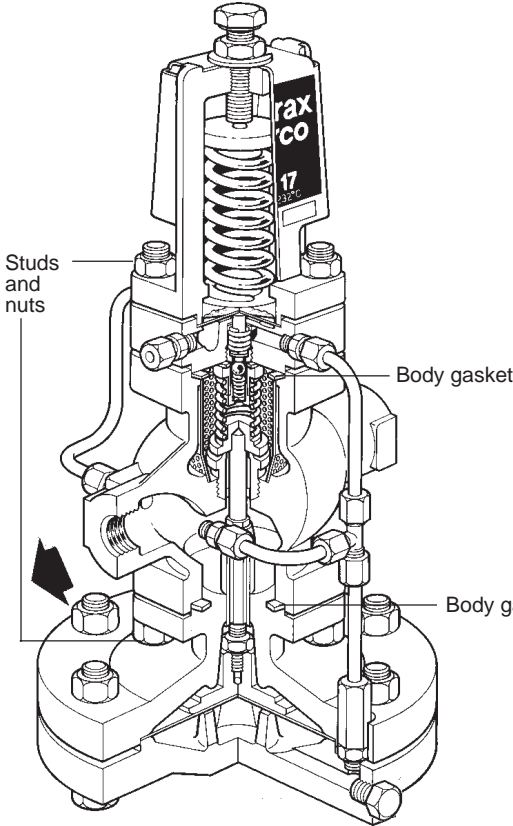
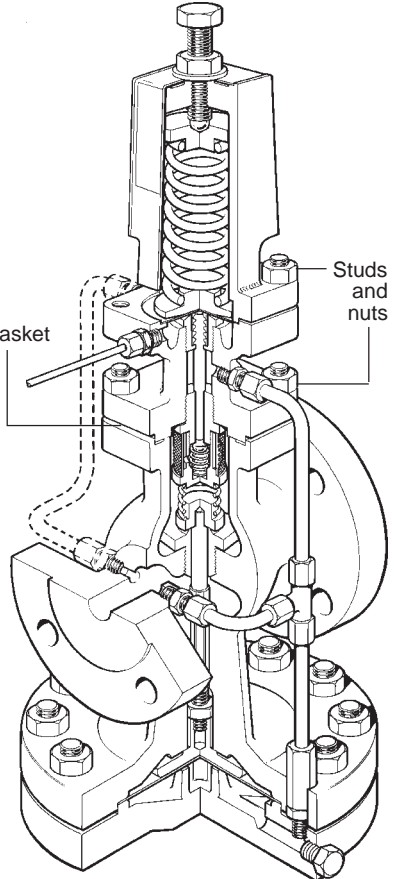


Body Gasket, Studs and Nuts Set for DP Pilot Operated Pressure Reducing Valves Fitting Instructions

DP17 typical valve



DP143 typical valve



For tightening torques and IM reference numbers see overleaf.

Warning

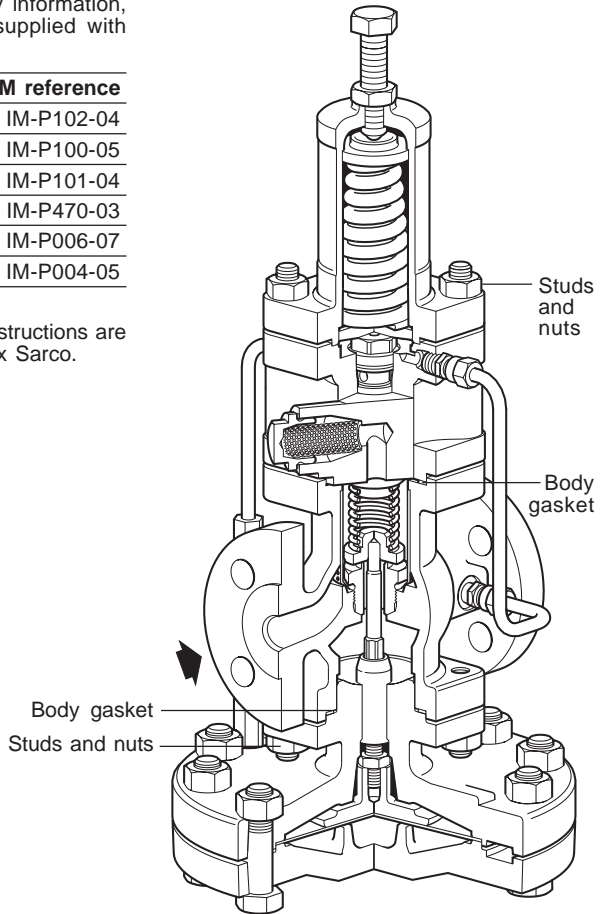
For full installation and Maintenance Instructions, inclusive of safety information, see the relevant documents supplied with the product and listed below:

Valve type	IM reference
37D	IM-P102-04
DP17, DP17E, DP17R	IM-P100-05
DP17T, DP17TE	IM-P101-04
DP27	IM-P470-03
DP143, DP163	IM-P006-07
SDP143	IM-P004-05

Note:

Installation and Maintenance Instructions are available separately from Spirax Sarco.

DP27 typical application



Recommended tightening torques

When replacing the body gasket or studs and nuts the following torques should be observed:

Valve type (includes all derivatives)	Valve size	Nut size	Torque	
			N m	lbf ft
DP17, DP27 and 37D	DN15 and DN20	M10	40 - 50	30 - 37
DP17, DP27 and 37D	DN25 to DN50	M12	45 - 55	34 - 40
DP143, DP163 and SDP143	DN15 and DN20	M10	40 - 50	30 - 37
DP143, DP163 and SDP 143	DN to DN50	M12	55 - 60	41 - 44
DP143, DP163 and SDP143	DN40 and DN50	M16	105 - 110	78 - 81
DP143, DP163 and SDP143	DN80	M12	85 - 95	63 - 70

Safety note: Care should be exercised when handling gaskets since the stainless steel reinforcing strip can easily inflict cuts.